



US 20040034889A1

(19) **United States**

(12) **Patent Application Publication**

**Khan**

(10) **Pub. No.: US 2004/0034889 A1**

(43) **Pub. Date: Feb. 19, 2004**

(54) **METHOD OF TRANSFORMING SOYBEAN**

**Related U.S. Application Data**

(75) Inventor: **Rafiqul Khan**, Research Triangle Park, NC (US)

(60) Provisional application No. 60/390,562, filed on Jun. 22, 2002.

Correspondence Address:  
**SYNGENTA BIOTECHNOLOGY, INC.**  
**PATENT DEPARTMENT**  
**3054 CORNWALLIS ROAD**  
**P.O. BOX 12257**  
**RESEARCH TRIANGLE PARK, NC**  
**27709-2257 (US)**

**Publication Classification**

(51) **Int. Cl.<sup>7</sup>** ..... **A01H 1/00; C12N 15/82; A01H 5/00**  
(52) **U.S. Cl.** ..... **800/294; 800/312**

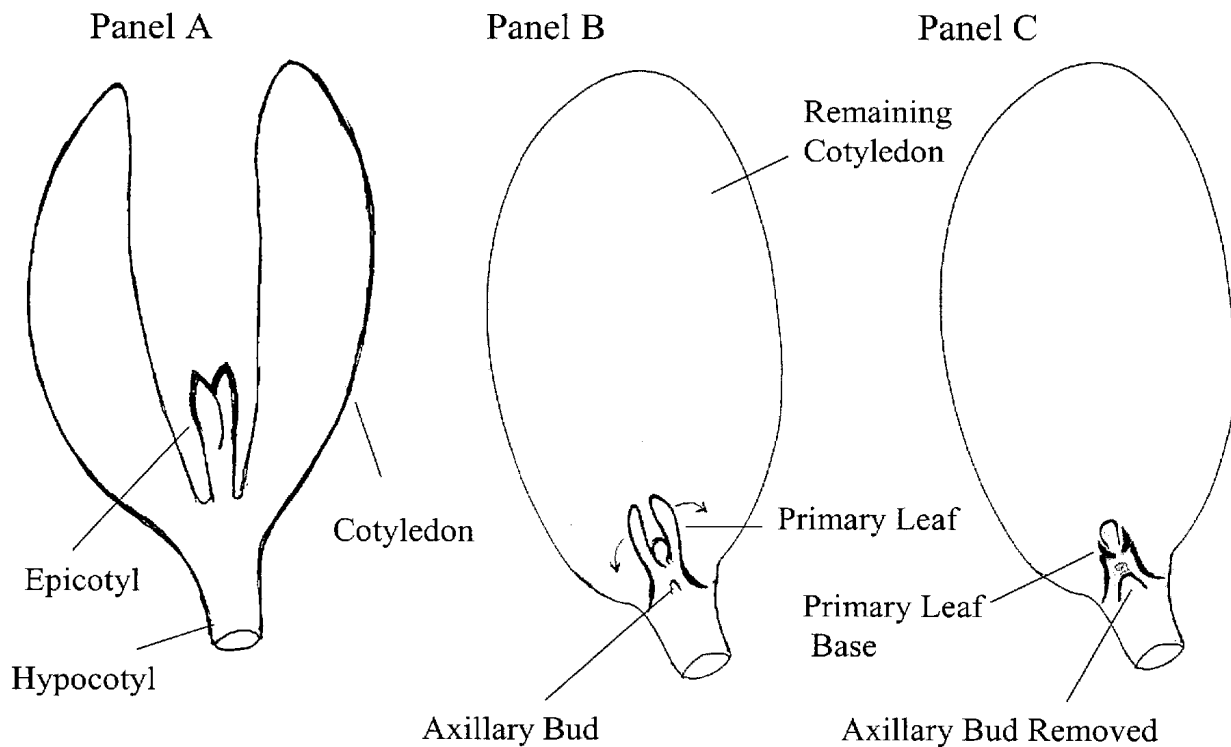
(57) **ABSTRACT**

The present disclosure provides methods for Agrobacterium-mediated transformation of soybean cells or tissue and regeneration of the transformed cells or tissue into transformed plants. The methods may be used for transforming many soybean cultivars.

(73) Assignee: **Syngenta Participations AG**

(21) Appl. No.: **10/463,074**

(22) Filed: **Jun. 17, 2003**



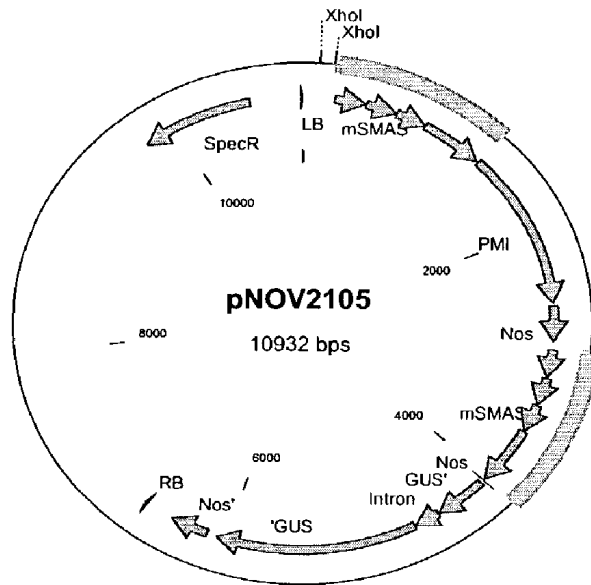


FIG. 1

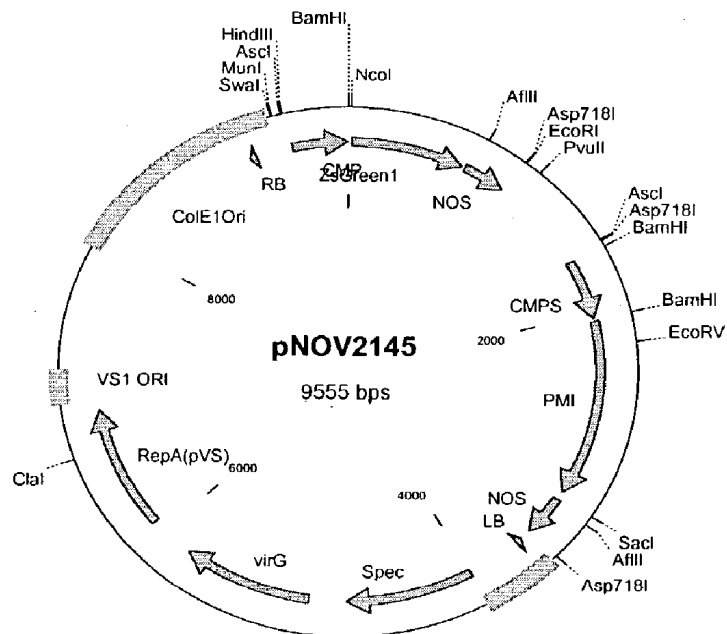


FIG. 2

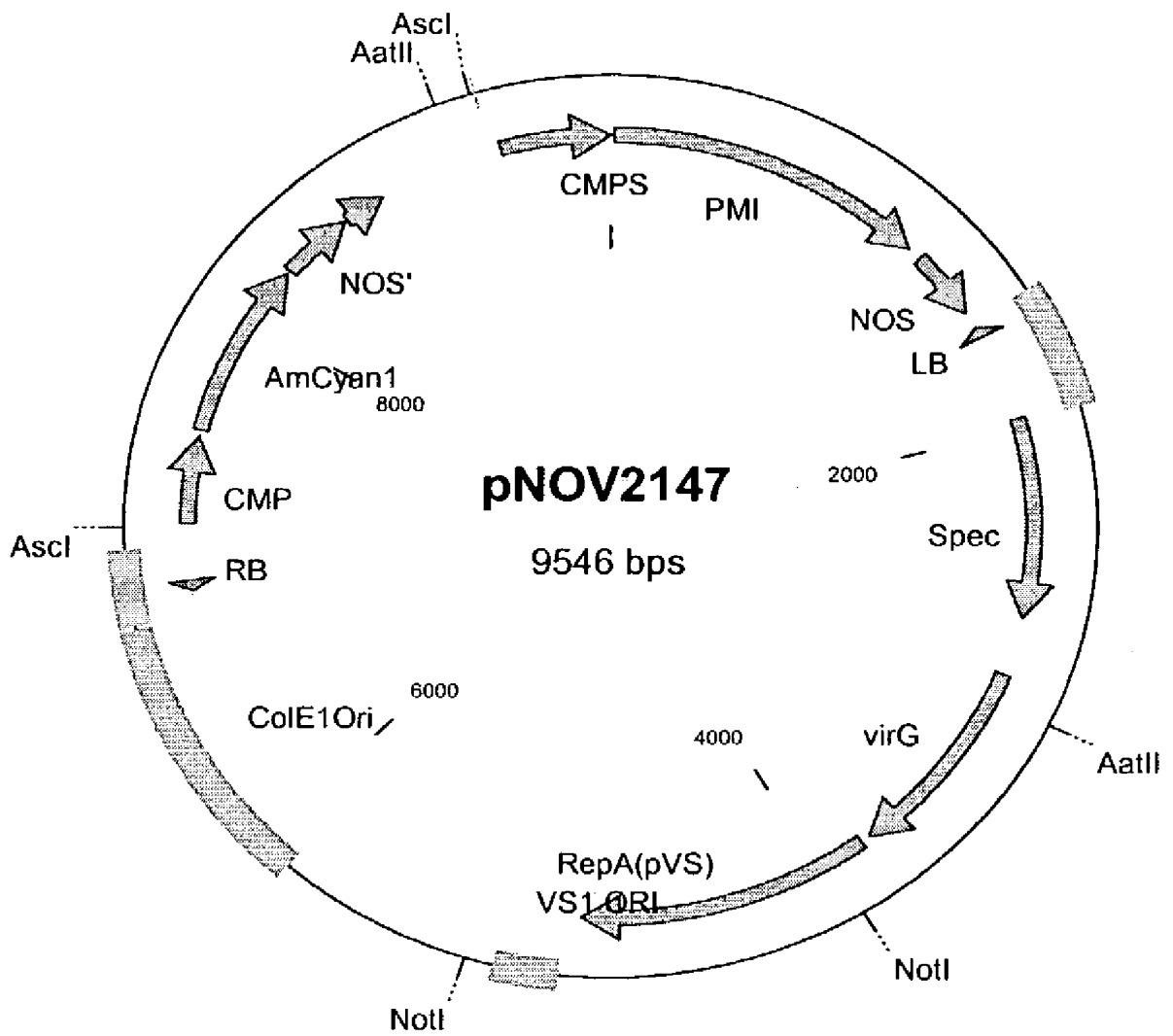


FIG. 3

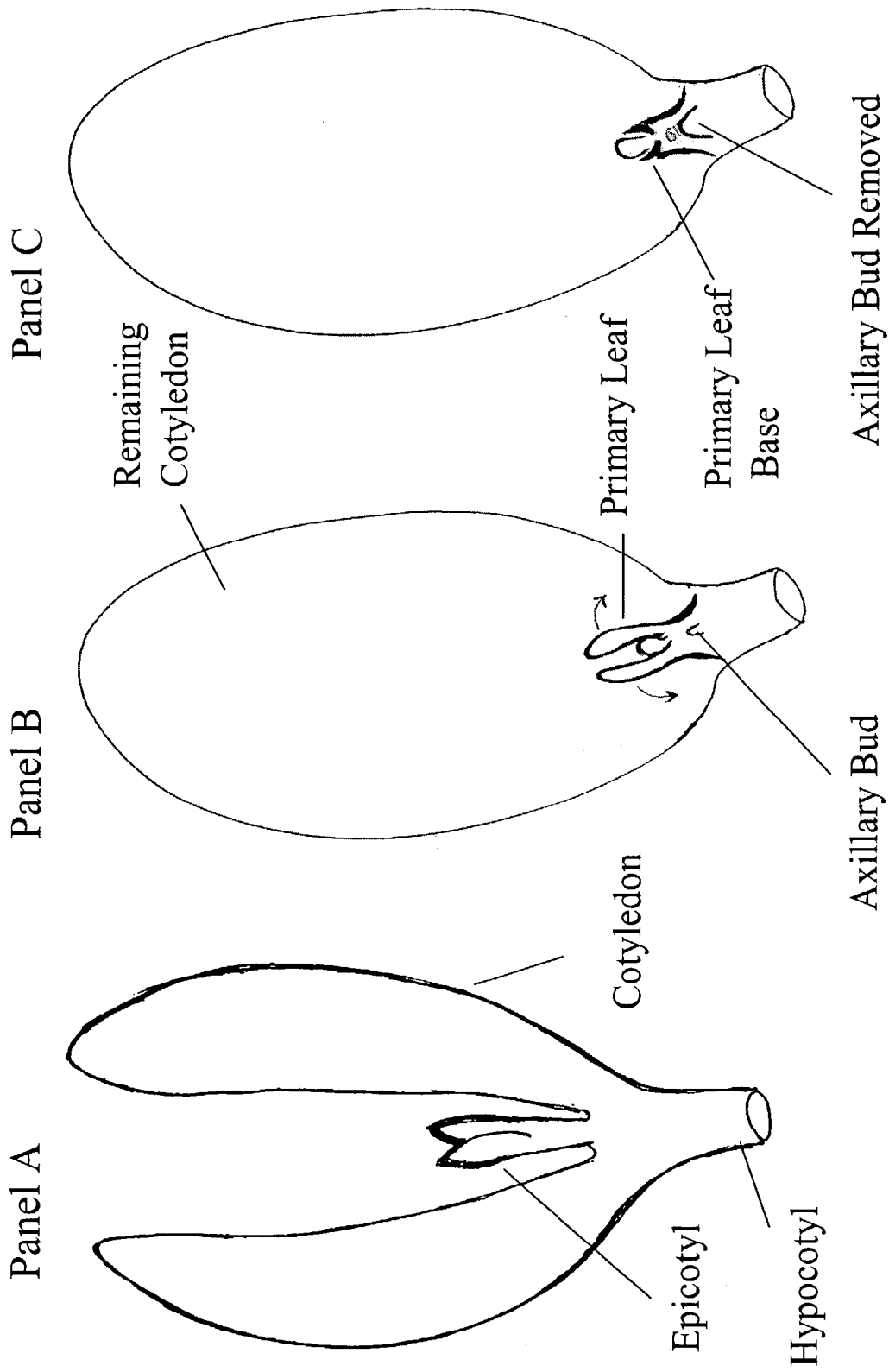


FIG. 4

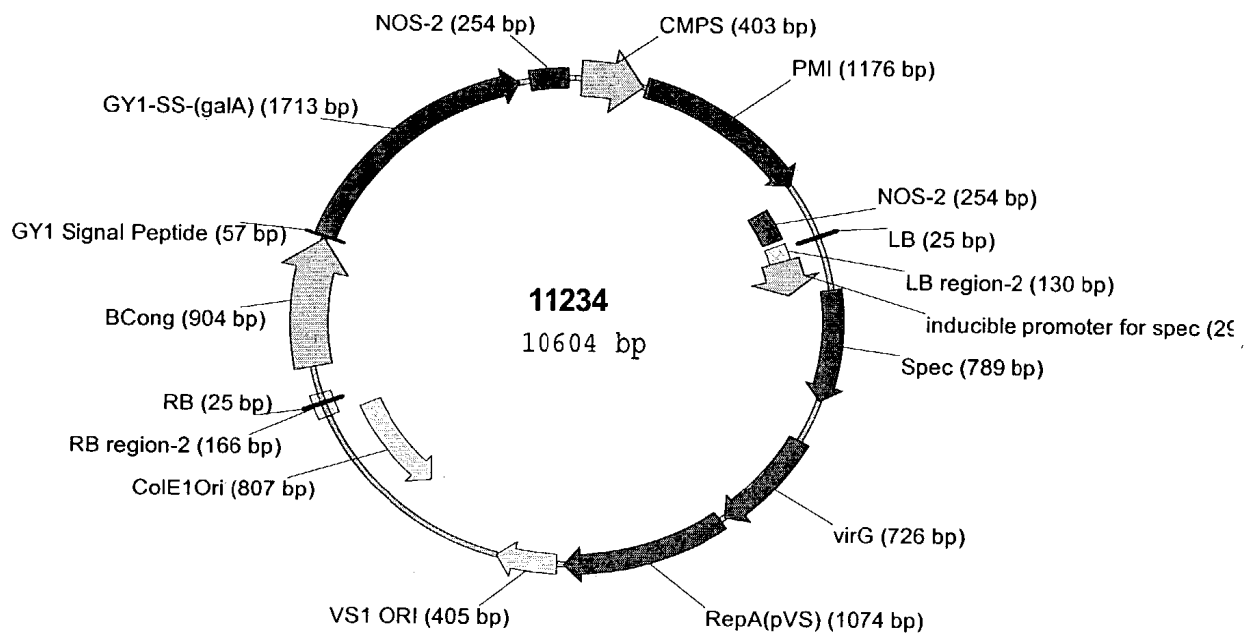


FIG. 5

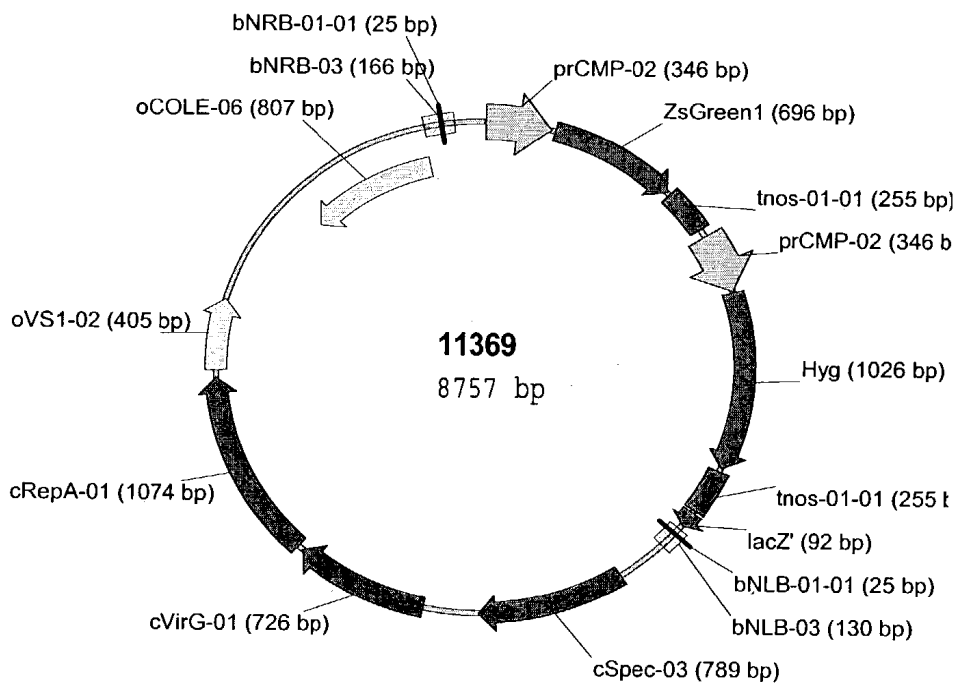


FIG. 6

## METHOD OF TRANSFORMING SOYBEAN

### CROSS REFERENCE TO RELATED APPLICATIONS

[0001] This application claims the benefit of U.S. Provisional Application Serial No. 60/390,562, filed Jun. 22, 2002, the entire contents of which is hereby incorporated by reference.

### FIELD OF THE INVENTION

[0002] The invention relates generally to methods for plant transformation and, more particularly, to methods for transforming soybean cells or tissues. The invention also relates to methods for regenerating transgenic soybean plants from transformed soybean cells or tissues. The invention also relates to transgenic soybean plants and seeds obtained by such methods.

### BACKGROUND

[0003] Soybean is a major food and feed source that is grown on more acres worldwide than any other dicotyledonous crop. It is reportedly grown on more than 50 million hectares. Unfortunately, only a few plant introductions have given rise to the major cultivars grown in the United States and, as a consequence, this narrow germplasm base has limited soybean breeding potential. The limited genetic base in domestic soybean varieties has limited the power of traditional breeding methods to develop varieties with improved or value-added traits.

[0004] Hence, the use of genetic engineering techniques to modify soybean can facilitate the development of new varieties with, for example, traits such as herbicide resistance, disease resistance (such as virus resistance, for example), and seed quality improvement in a manner that has been unattainable by traditional breeding methods or tissue-culture induced variation.

[0005] The development of an efficient transformation system is necessary for the analysis of gene expression in plants. The requirements for such a system include a proper target plant tissue that will allow efficient plant regeneration, a gene delivery vehicle that delivers foreign DNA efficiently into the target plant cells, and an effective method for selecting transformed cells. In genetic transformation of dicotyledonous species, transformation systems utilizing the bacterium *Agrobacterium tumefaciens* have been frequently used as vehicles for gene delivery. The preferred target tissues for *Agrobacterium*-mediated transformation presently include cotyledons, leaf tissues, and hypocotyls. High velocity microprojectile bombardment offers an alternative method for gene delivery into dicotyledonous plants.

[0006] *Agrobacterium*-mediated gene delivery in soybean has been far from routine. In reports that have been available to the public, meristems and cotyledon tissues have been frequently mentioned as targets for use in *Agrobacterium*-mediated gene delivery. However, reliable and efficient transformation and regeneration from these two explant sources are often not accomplished.

[0007] U.S. Pat. No. 5,169,770 and U.S. Pat. No. 5,376,543 to Chee et al. discuss a non-tissue culture method of transforming soybeans to produce transgenic plants, wherein seeds are germinated and meristematic or mesocotyl cell

tissues are inoculated with bacterial cells, specifically *Agrobacterium* strains, which, through infection, transfer DNA into the explants. This method depends on the growth of preformed shoots.

[0008] Parrott W. A. et al. (1989), "Recovery of primary transformants of soybean," *Plant Cell Reports* 7:615-617, report recovery of soybean transformants from immature cotyledon tissue after co-cultivation with *Agrobacterium*. However, the regenerated plants were chimeric, and the transgenes were not transmitted to the progeny.

[0009] U.S. Pat. No. 5,416,011 (to Hinchee et al.) discusses utilizing a cotyledon explant, which requires removal of the hypocotyl, saving and separating the cotyledons and inserting a chimeric gene by inoculation with *Agrobacterium tumefaciens* vectors containing the desired gene.

[0010] Yan B. et al. (2000), "*Agrobacterium tumefaciens*-mediated transformation of soybean using immature zygotic cotyledon explants," *Plant Cell Reports* 19:1090-1097, report an overall 0.03% transformation frequency in *Agrobacterium*-mediated transformation in soybean with immature cotyledons.

[0011] U.S. Pat. No. 6,384,301 to Martinell et al. describes *Agrobacterium*-mediated gene delivery into cells in the meristem of an isolated soybean embryonic axis. Their method does not involve a callus-phase tissue culture.

[0012] From the work described above, it is clear that the goal of establishing a reliable soybean transformation system is seldom accomplished by the workers involved when meristems and cotyledon tissues are used as source explants for *Agrobacterium*-mediated gene delivery. Therefore, there is a need to continue to exploit new methodology, including new source explants, in order to develop a more efficient soybean transformation system.

[0013] It has been demonstrated in soybean tissue culture that plant regeneration may be achieved from epicotyl tissues and primary leaf tissues. However, to-date, no successful transformation has been reported in soybean using these two explant sources as targets for gene delivery.

[0014] Wright M. S. et al. (1987) "Initiation and propagation of *Glycine max* L. Merr.: Plants from tissue-cultured epicotyls," *Plant Cell Reports* 8:83-90, describes successful initiation and proliferation of shoots from epicotyl tissue of soybean. Explanted epicotyls were induced to form shoots in Schenk and Hildebrandt medium containing 20  $\mu$ M kinetin for 5 weeks. Shoot proliferation was maintained on N6 medium containing 2.1 nM picloram and 0.1  $\mu$ M benzyladenine.

[0015] Wright M. S. et al. (1987) "Regeneration of soybean (*Glycine max* L. Merr.) from cultured primary leaf tissue," *Plant Cell Reports* 6:83-89, describes a reproducible method for regeneration of plants from primary leaf tissue of 27 varieties of soybean. They found that while 2,4,5-trichlorophenoxyacetic acid was demonstrated to be essential for regeneration, addition of benzyladenine (BA) was found to enhance regeneration.

[0016] Rajasekaren K. et al. (1997) "Somatic embryogenesis from cultured epicotyls and primary leaves of soybean (*Glycine max* L. Merr.)," *In Vitro Cellular & Developmental Biology* 33(2):88-91, describes regeneration of several varieties of soybean by somatic embryogenesis from cultured

epicotyls and primary leaf tissues of immature seeds from greenhouse grown plants. They found that somatic embryogenesis was induced from epicotyls and primary leaves when cotyledon halves with the intact zygotic embryo axes were cultured on Murashige and Skoog (MS) medium supplemented with 46.2  $\mu\text{M}$  2,4-D. In the absence of being cultured with the cotyledon halves, no embryogenesis was observed from isolated axes, epicotyls or primary leaves. Rapid multiplication of shoot tips from germinating somatic embryos was achieved on Cheng's basal medium containing 11.3  $\mu\text{M}$  benzyladenine.

#### SUMMARY

[0017] The present invention provides a method for transforming soybean cells and regeneration of the transformed cells into transformed plants. The method may be used for transforming many soybean cultivars.

[0018] The invention provides a novel soybean explant that enables *Agrobacterium tumefaciens*-mediated gene delivery into soybean cells with high efficiency.

[0019] In particular, the invention provides a method for transforming soybean cells or tissue, the method comprising:

[0020] (a) preparing an explant from a soybean seed by:

[0021] (i) removing all or a part of the hypocotyl from said seed;

[0022] (ii) removing one cotyledon along with its adjacent axillary bud from the seed, and leaving one cotyledon with the epicotyl and primary leaves attached thereto;

[0023] (iii) removing a portion of a primary leaf from the remaining cotyledon, thereby generating a primary leaf base; and

[0024] (b) co-cultivating the explant with *Agrobacterium* comprising a nucleic acid of interest to be incorporated into the genome of the soybean cells.

[0025] In additional embodiments, the method further includes one or more of the following: inducing shoot formation from the primary leaf base and the adjacent epicotyl; cultivating the shoot in a medium containing a selection agent; selecting a transformed shoot; and regenerating a transformed plant from the transformed shoot.

[0026] In a further embodiment, the invention provides a method for producing a stably transformed soybean plant, the method comprising:

[0027] (a) preparing an explant from a soybean seed by:

[0028] (i) removing all or a part of the hypocotyl from said seed;

[0029] (ii) removing one cotyledon along with its adjacent axillary bud from the seed, and leaving one cotyledon with the epicotyl and primary leaves attached thereto;

[0030] (ii) removing a portion of a primary leaf from the epicotyl, thereby generating at least one primary leaf base;

[0031] (b) co-cultivating the explant with *Agrobacterium* comprising a nucleic acid of interest to be incorporated into the genome of the soybean cells;

[0032] (c) inducing shoot formation from the primary leaf base area;

[0033] (d) cultivating a formed shoot in a medium containing a selection agent;

[0034] (e) selecting a transformed shoot; and

[0035] (f) regenerating a selected transformed shoot into a soybean plant.

[0036] In another embodiment, a portion of each of the primary leaves of the explant generated in (a)(ii) is removed, thereby generating a pair of primary leaf bases.

[0037] The method of the invention may be employed to introduce any desired nucleic acid into a soybean cell. In one embodiment of the invention, the nucleic acid comprises a gene that would express a desirable agronomic trait in soybean.

[0038] In another embodiment of the invention, the nucleic acid comprises a phosphomannose isomerase gene, which is used as a selectable marker gene.

[0039] In an additional embodiment of the invention, the co-cultivating of the explant with *Agrobacterium* is carried out in the presence of mannose.

[0040] Both mature and immature seeds may be employed to generate the explant used in the present invention.

#### BRIEF DESCRIPTION OF THE FIGURES

[0041] FIG. 1 shows a map of plasmid pNOV2105.

[0042] FIG. 2 shows a map of plasmid pNOV2145.

[0043] FIG. 3 shows a map of plasmid pNOV2147.

[0044] FIG. 4 shows an exemplary process for preparing a soybean explant. Panel A depicts a soybean seed embryo in which a part of the hypocotyl is removed. Panel B depicts the soybean explant from Panel A in which one cotyledon is removed along with its adjacent axillary bud. Panel C depicts the soybean explant from Panel B after removal of the two primary leaves, generating a break point at the base of each primary leaf.

[0045] FIG. 5 shows a map of plasmid pBSC11234.

[0046] FIG. 6 shows a map of plasmid pBSC11369.

#### DETAILED DESCRIPTION

[0047] The present invention will now be described more fully hereinafter with reference to the accompanying figures, in which various embodiments of the invention are described. This invention may, however, be embodied in different forms and should not be construed as limited to the embodiments set forth herein. Rather, these embodiments are provided so that this disclosure will be thorough and complete and will fully convey the scope of the invention to those skilled in the art. The terminology used in the description of the invention herein is for the purpose of describing particular embodiments only and is not intended to be limiting of the invention. As used in the description of the invention and the appended claims, the singular forms "a",

“an” and “the” are intended to include the plural forms as well, unless the context clearly indicates otherwise.

[0048] Unless otherwise defined, all technical and scientific terms used herein have the same meaning as commonly understood by one of ordinary skill in the art to which this invention belongs.

[0049] Except as otherwise indicated, standard methods may be used for the production of cloned genes, expression cassettes, vectors (e.g., plasmids), proteins and protein fragments, and transformed cells and plants according to the present invention. Except as otherwise indicated, standard methods may be used for the production of cloned genes, expression cassettes, vectors (e.g., plasmids), proteins and protein fragments according to the present invention. Such techniques are known to those skilled in the art. See e.g., J. Sambrook et al., *Molecular Cloning: A Laboratory Manual Second Edition* (Cold Spring Harbor Laboratory, Cold Spring Harbor, N.Y., 1989), and F. M. Ausubel et al., *Current Protocols In Molecular Biology* (Green Publishing Associates, Inc. and Wiley-Interscience, New York, 1991); J. Draper et al., eds., *Plant Genetic Transformation And Gene Expression: A Laboratory Manual*, (Blackwell Scientific Publications, 1988); and S. B. Gelvin & R. A. Schilperoort, eds., *Introduction, Expression, And Analysis Of Gene Production In Plants*.

[0050] The present invention is drawn to methods and compositions for the stable transformation of soybean with nucleic acid sequences of interest and the regeneration of transgenic soybean plants.

[0051] The methods of the invention may be employed to express any nucleic acid of interest in soybean plants. A gene of interest may be, for example, a gene for herbicide resistance, disease resistance, or insect/pest resistance, or is a selectable or scorable marker, and comprises a plant-operable promoter, a coding region, and a 3' terminator region. Herbicide resistance genes include the AHAS gene for resistance to imidazolinone or sulfonyl urea herbicides, the pat or bar gene for resistance to bialaphos or glufosinate, the EPSP synthase gene for resistance to glyphosate, etc. Disease resistance genes include genes for antibiotic synthetic enzymes, e.g., for pyrrolnitrin synthetic enzymes, plant derived resistance genes, and the like. Insect resistance genes include genes for insecticidal proteins from *Bacillus thuringiensis*. Genes of interest may also encode enzymes involved in biochemical pathways, the expression of which alters a trait that is important in food, feed, nutraceutical, and/or pharmaceutical production. The gene of interest may be located on a plasmid. A plasmid suitable for use in the present invention may comprise more than one gene of interest and/or the Agrobacterium may comprise different plasmids having different genes of interest.

[0052] The present invention provides a method for the transformation of varieties of soybean, including *Glycine max*. The method is based on Agrobacterium-mediated delivery of a desired gene into a soybean cell followed by regeneration of transformed cell(s) into a transformed soybean plant. The methods of the invention are cultivar independent.

[0053] In one embodiment of the invention, an explant is prepared by germinating a soybean mature seed or immature seed collected from a greenhouse grown plant in a seed

germination medium for a period of time, removing seed coat and, subsequently, a cotyledon from said mature seed or immature seed. In a preferred embodiment of the invention, a portion of the exposed primary leaves is then removed, thereby creating a break point at the primary leaf base (FIG. 4). Agrobacterium-mediated gene delivery is made into the cells at the primary leaf base or in the area of the primary leaf break point. Adventitious shoots are induced from the primary leaf base area of the epicotyl. This induction is achieved by removing pre-existing meristems (i.e., primary, secondary, and axillary meristems) and subjecting the explant to a shoot induction medium containing appropriate growth regulators. The shoot induction process facilitates the development or regeneration of transformed shoots from the targeted primary leaf base cells.

[0054] Transformed soybean cells are cultured in the presence of a selection agent. Preferably, the cells are transformed with a phosphomannose isomerase (PMI) gene, and the transformed cells are cultivated in the presence of mannose. In a medium that contains mannose as a selection agent, soybean cells transformed with a PMI gene have a growth advantage over those that are not so transformed.

[0055] The time required for regenerating a transformed soybean plant using the method described in this invention is significantly reduced compared to other Agrobacterium-mediated transformation protocols that are reported in the literature. A rooted transformed soybean shoot may be produced 8 to 12 weeks from the initiation of a transformation experiment. A foreign genetic construct, or transgene, to be inserted into the soybean genome is created in vitro by normal techniques of recombinant DNA manipulations. The construct may be comprised of any heterologous nucleic acid. The genetic construct is transformed into the Agrobacterium strain for delivery into the soybean cells. The Agrobacterium is non-oncogenic, and several such strains are now widely available. The Agrobacterium is preferably selected from *A. tumefaciens* and *A. rhizogenes*.

[0056] The foreign genetic construct preferably comprises a selectable marker gene. The preferred selectable marker gene is a phosphomannose isomerase gene. Other suitable selectable marker genes include, but are not limited to, genes encoding: neomycin phosphotransferase II (Fraleigh et al., *CRC Critical Reviews in Plant Science* 4, 1 (1986)); cyanamide hydratase (Maier-Greiner et al., *Proc. Natl. Acad. Sci. USA* 88, 4250 (1991)); aspartate kinase; dihydrodipicolinate synthase (Perl et al., *BioTechnology* 11, 715 (1993)); bar gene (Toki et al., *Plant Physiol.* 100, 1503 (1992); Meagher et al., *Crop Sci.* 36, 1367 (1996)); tryptophane decarboxylase (Goddijn et al., *Plant Mol. Biol.* 22, 907 (1993)); neomycin phosphotransferase (NEO; Southern et al., *J. Mol. Appl. Gen.* 1, 327 (1982)); hygromycin phosphotransferase (HPT or HYG; Shimizu et al., *Mol. Cell. Biol.* 6, 1074 (1986)); dihydrofolate reductase (DHFR); phosphinothricin acetyltransferase (DeBlock et al., *EMBO J* 6, 2513 (1987)); 2,2-dichloropropionic acid dehalogenase (Buchanan-Wollaston et al., *J. Cell. Biochem.* 13D, 330 (1989)); acetohydroxyacid synthase (U.S. Pat. No. 4,761,373 to Anderson et al.; Haughn et al., *Mol. Gen. Genet.* 221, 266 (1988)); 5-enolpyruvyl-shikimate-phosphate synthase (aroA; Comai et al., *Nature* 317, 741 (1985)); haloarylnitrilase (WO 87/04181 to Stalker et al.); acetyl-coenzyme A carboxylase (Parker et al., *Plant Physiol.* 92, 1220 (1990)); dihydropteroate synthase (sull; Guerineau et al., *Plant Mol. Biol.*

15, 127 (1990)); and 32 kDa photosystem II polypeptide (psbA; Hirschberg et al., *Science* 222, 1346 (1983)).

[0057] Also included are genes encoding resistance to chloramphenicol (Herrera-Estrella et al., *EMBO J* 2, 987 (1983)); methotrexate (Herrera-Estrella et al., *Nature* 303, 209 (1983); Meijer et al., *Plant Mol. Biol.* 16, 807 (1991)); hygromycin (Waldron et al., *Plant Mol. Bio.* 5, 103 (1985); Zhijian et al., *Plant Science* 108, 219 (1995); Meijer et al., *Plant Mol. Bio.* 16, 807 (1991)); streptomycin (Jones et al., *Mol. Gen. Genet.* 210, 86 (1987)); spectinomycin (Bretagne-Sagnard et al., *Transgenic Res.* 5, 131 (1996)); bleomycin (Hille et al., *Plant Mol. Biol.* 7, 171 (1986)); sulfonamide (Guerineau et al., *Plant Mol. Bio.* 15, 127 (1990); bromoxynil (Stalker et al., *Science* 242, 419 (1988)); 2,4-D (Streber et al., *Bio/Technology* 7, 811 (1989)); phosphinothricin (DeBlock et al., *EMBO J.* 6, 2513 (1987)); spectinomycin (Bretagne-Sagnard and Chupeau, *Transgenic Research* 5, 131 (1996)).

[0058] In one embodiment, the starting material for the transformation process is a soybean mature seed. In another embodiment, the starting material can be a soybean immature seed from a growing soybean plant. The seed is placed on a germination medium and permitted to germinate for a period of 6-24 hours, preferably for about 6-14 hours, and more preferably for about 8-12 hours. Seeds may also be allowed to germinate for a longer period of time, for example, from 2 to 5 days, if desired.

[0059] The seed coat and hypocotyl of the germinating seed is removed. One cotyledon along with its adjacent axillary shoot bud is also removed. Afterwards, the primary leaves are substantially removed, thereby creating an explant comprising the primary leaf base, epicotyl to which the leaf base is attached, and a cotyledon to which the epicotyl is attached. Substantially removed means removal of a major portion of primary leaf tissue.

[0060] For *Agrobacterium*-mediated gene transfer, wounding of the plant tissue is known to facilitate gene transfer. Therefore it is preferred, but not necessary, that a wound is created at the leaf base region.

[0061] The explant, prepared as described above, is then immersed into an *Agrobacterium* cell suspension for a few minutes to a few hours, typically about 0.5-3 hours, and preferably 1-2 hours. Excessive *Agrobacterium* cell suspension is removed and the remaining *Agrobacterium* are permitted to co-cultivate with the explant on a co-cultivation medium for several days, typically two to five days, and preferably three to four days, under 16h light/8h dark conditions at a temperature of about 22° C.±2° C.

[0062] After co-cultivation, the explant is transferred to a medium (or a series of media) conducive to shoot development and selection of transformed cells, for 8-12 weeks. Such a medium (or media) generally contains a shoot-inducing hormone as well as a selection agent. The regeneration media used in the examples below contain mannose, as the selection agent, as well as benzylaminopurine (BAP), a shoot-inducing hormone. The term hormone also includes cell growth regulating compounds that induce shoot formation, including, but not limited to, auxins (such as, e.g., IAA, NAA, and indole butyric acid (IBA)), cytokinins (such as, e.g., thidiazuron, kinetin, and isopentenyl adenine), and/or gibberellic acids (GA<sub>3</sub>).

[0063] When shoots reach about 2 cm and with full trifoliolate leaf formation, shoots are separated from the explant and placed on a rooting medium to induce root formation. Preferably, the rooting medium also contains a selection agent to further help identify potential transformed shoots. Root formation takes approximately 1-2 weeks, following which the plants can be transferred to soil and grown to full maturity.

[0064] Transgenic plants comprising a heterologous nucleic acid (i.e., comprising cells or tissues transformed in accordance with the methods described herein), as well as the seeds and progeny produced by the transgenic plants, are an additional aspect of the present invention. Procedures for cultivating transformed cells to useful cultivars are known to those skilled in the art. Techniques are known for the in vitro culture of plant tissue, and in a number of cases, for regeneration into whole plants. A further aspect of the invention is transgenic plant tissue, plants, or seeds containing the nucleic acids described above. In a preferred embodiment, transformed plants produced using the methods described herein are not chimeric, or only a small proportion of transformed plants is chimeric. This is preferably achieved by extending the period of high cytokinin treatment or by increasing the stringency of mannose selection, or both.

[0065] Thus, the transformed cells of the present invention, identified by selection or screening and cultured in an appropriate medium that supports regeneration as provided herein, may then be allowed to mature into plants. Plants are preferably matured either in a growth chamber or greenhouse. Plants are regenerated from about 2-6 weeks after a transformant is identified, depending on the initial tissue. During regeneration, cells may be grown on solid media in tissue culture vessels. Illustrative embodiments of such vessels are petri dishes and Plant Con®s. After the regenerating plants have reached the stage of shoot and root development, they may be transferred to a greenhouse for further growth and testing. As provided above, seeds and progeny plants of the regenerated plants are an aspect of the present invention. Accordingly, the term "seeds" is meant to encompass seeds of the transformed plant, as well as seeds produced from the progeny of the transformed plants. Plants of the present invention include not only the transformed and regenerated plants, but also progeny of transformed and regenerated plants produced by the methods described herein.

[0066] Plants produced by the described methods may be screened for successful transformation by standard methods described above. Seeds and progeny plants of regenerated plants of the present invention may be continuously screened and selected for the continued presence of the transgenic and integrated nucleic acid sequence in order to develop improved plant and seed lines, which are another aspect of the present invention. Desirable transgenic nucleic acid sequences may thus be moved (i.e., introgressed or inbred) into other genetic lines such as certain elite or commercially valuable lines or varieties. Methods of introgressing desirable nucleic acid sequences into genetic plant lines may be carried out by a variety of techniques known in the art, including by classical breeding, protoplast fusion, nuclear transfer and chromosome transfer. Breeding approaches and techniques are known in the art, and are set forth in, for example, J. R. Welsh, *Fundamentals of Plant*

Genetics and Breeding (John Wiley and Sons, New York, (1981)); Crop Breeding (D. R. Wood, ed., American Society of Agronomy, Madison, Wis., (1983)); O. Mayo, The Theory of Plant Breeding, Second Edition (Clarendon Press, Oxford, England (1987)); and Wricke and Weber, Quantitative Genetics and Selection Plant Breeding (Walter de Gruyter and Co., Berlin (1986)). Using these and other techniques in the art, transgenic plants and inbred lines obtained according to the present invention may be used to produce commercially valuable hybrid plants and crops, which hybrids are also an aspect of the present invention.

[0067] The foregoing is illustrative of the various embodiments of the present invention and is not to be construed as limiting thereof.

[0068] The invention will be further described by the following examples, which are not intended to limit the scope of the invention in any manner.

#### EXAMPLE 1

[0069] Transformation Vectors

[0070] The plasmid pNOV2105 (FIG. 1) is a modification of pVictor, which is disclosed and described in WO 97/04112 in that the 35S promoter is replaced with a SMAS promoter, the 35S terminator is replaced with the Nos terminator, and an additional SMAS promoter is inserted upstream of the GUSintronGUS sequence, which is flanked on its 3' end by a Nos terminator. pNOV2105 employed in the methods described herein does not contain the multicloning site that is found in pVictor. However, it is well within the skill in the art to add such a cloning site, if desired.

[0071] pNOV2105 (FIG. 1) is a vector for Agrobacterium-mediated plant transformation and contains the Ti right and left border sequences from the nopaline type pTiT37 plasmid (Yadav et al. 1982 Proc Natl Acad Sci 79:6322-6326) flanking the genes phosphomannose isomerase (PMI) and beta-glucuronidase (GUS).

[0072] For replication and maintenance in *E. coli*, the plasmid contains the origin of replication from the *E. coli* plasmid pUC19 (pUC19ori) (Yanish-Perron et al. 1985 Gene 33:103-119), and for replication and maintenance in *Agrobacterium tumefaciens* the plasmid further contains the origin of replication from the Pseudomonas plasmid pVS1 (pVSlori) (Itoh et al. 1984 Plasmid 11:206-220; Itoh and Haas 1985 Gene 36:27-36). For selection in *E. coli* and *Agrobacterium tumefaciens*, the plasmid contains the spectinomycin/streptomycin resistance gene (spec/strep) from the transposon Tn7 encoding the enzyme 3''(9)-O-nucleotidyltransferase (Fling et al. 1985 Nucleic Acids Res 19:7095-7106). The spec/strep resistance gene is fused to the tac promoter (see, e.g., Amann et al. 1983 Gene 25(203):167-78) for efficient expression in the bacterium.

[0073] The T-DNA segment between the right and left border harbors the following genes, which are the only genes transferred to the soybean plant via the *Agrobacterium tumefaciens*-mediated transformation.

[0074] GUSintronGUS

[0075] beta-glucuronidase (GUS): This segment next to the right border contains the beta-glucuronidase gene (GUS) from *E. coli* with an intron in the coding region to prevent

translation by Agrobacterium fused to the SMAS promoter and Nos terminator. The GUSintronGUS gene was isolated from plasmid pBISN1. (Narasimhulu et al. 1986 Early transcription of Agrobacterium DNA in tobacco and maize, Plant Cell 8:873-866).

[0076] phosphomannose isomerase (PMI): This segment next to the left border is the mannose-6-phosphate isomerases gene from *E. coli* (Miles and Guest 1984, Gene 32:41-48) fused to the SMAS promoter (Ni M, Cui D, Einstein J, Narasimhulu S, Vergara CE, Gelvin SB (1995) and Nos terminator. The phosphomannose isomerase gene is used as a selection marker to select transgenic shoots on media containing D-mannose as the carbon source.

[0077] The components and sequence of pNOV2145 (FIG. 2) are set forth in SEQ ID NO: 1. The components and sequence of pNOV2147 (FIG. 3) are set forth in SEQ ID NO: 2.

#### EXAMPLE 2

[0078] Transformation and Regeneration

[0079] Mature dried soybean seeds (Var. S42 HI) were surface sterilized by releasing chlorine gas inside a desiccator. Seeds were kept in petri plates and chlorine gas was produced by pouring 100 ml of Cloroxg into a beaker and slowly adding 8 ml of concentrated HCl. Seeds were sterilized by at least two gas release treatments each lasting for 8-18 hours.

[0080] Sterilized seeds (approximately 15-20 seeds per plate) were then placed on a germination medium containing 0.6% agar-solidified MS basal medium (Murashige and Skoog (1962) A revised medium for rapid growth and bioassays with tobacco callus cultures. Physiol Plant 15: 473-479) and 2% sucrose. The pH was maintained at 5.8. The petri plates were placed in a room at 37° C. for overnight growth or imbibition of seeds. The seed coat was removed, followed by removing part of the hypocotyl, keeping about 0.5 cm of the hypocotyl. One cotyledon was removed along with its adjacent axillary shoot bud and was discarded. On the remaining cotyledon, the primary leaves were broken apart using a scalpel, leaving the primary leaf bases on the epicotyl. (FIG. 4)

[0081] Agrobacterium strain (LBA 4404) containing the plasmid pNOV 2145 (ZsGreen1 and PMI, as described in Example 1) was streaked from frozen glycerol stocks onto YEP plates (yeast extract 10 g/L, peptone 5 g/L, NaCl 5 g/L, bacto agar 15 g/L) containing appropriate antibiotic (100 mg/L spectinomycin). Agrobacterium was then incubated at 27° C. for 1-2 days. A scoop of Agrobacterium from plates were grown on 100 ml YEP liquid medium containing an antibiotic (100 mg/L spectinomycin) for overnight growth at 27° C. on a shaker. Bacterial suspensions were centrifuged at about 1500 g for 15 minutes and resuspended to a density of OD<sub>660</sub>=0.2 or 0.65 in a co-cultivation liquid medium (B<sub>5</sub> salts 0.05X (Sigma), B<sub>5</sub> vitamins (0.05X) (B<sub>5</sub> vitamin composition (1X): inositol 100 mg/L, nicotinic acid 1 mg/L, pyridoxine HCl 1 mg/L, thiamine HCl 10 mg/L), acetosyringone 40 mg/L, sucrose 20 g/L, BAP 2 mg/L, GA<sub>3</sub> 0.25 mg/L, MES (Morpholino ethanesulfonic acid) 3.9 g/L, and pH 5.4.

[0082] The explants containing the target tissue were immersed into Agrobacterium suspension and incubated for

1-2 hours. The *Agrobacterium* suspension was poured off, and the treated explants were placed onto a filter paper inside co-cultivation plates. The adaxial side of the explants was kept in contact with the filter paper. The co-cultivation solid medium was composed of B<sub>5</sub> salts (Sigma, 0.05X), B<sub>5</sub> vitamins (0.05X), 40 mg/L acetosyringone, sucrose 20 g/L, BAP 2 mg/L, GA<sub>3</sub> 0.25 mg/L, MES 3.9 g/L, and pH 5.4. The medium was solidified with 0.5% purified agar (Sigma).

[0083] The explants were co-cultivated with the *Agrobacterium* at 20-23° C. for a period of 2-5 days, under 16 h light/8 h dark conditions. After co-cultivation, the explants were washed in sterile water containing 250 mg/L cefotaxime, primary and secondary meristems were removed, and the explants were transferred to regeneration medium (i.e., REG-1 medium). During the regeneration process, any axillary shoots adjacent to the cotyledon were also removed to encourage growth from the area of the primary leaf base.

[0084] REG-1 medium contained MS salts (1X), B<sub>5</sub> vitamins (1X), KNO<sub>3</sub> 1 g/L, BAP 1 mg/L, ticarcillin 300 mg/L, cefotaxime 100 mg/L, glutamine 250 mg/L, asparagine 50 mg/L, mannose 15-30 g/L, sucrose 0, 0.25, and 1 g/L, pH 5.6, and purified agar 10 g/L. Five explants were placed in each petri plate in an upright position, such that the epicotyl end of the explant was inserted into the medium. The plates were kept inside a plastic container and placed in a culture room at 22-25° C., under an 18-20 hr light/4-6 hr dark cycle at 60-100  $\mu\text{E m}^{-2} \text{S}^{-1}$ . After 2 weeks on REG-1 medium, explants were transferred to REG-2 medium, which contained MS salts (1X) and B<sub>5</sub> vitamins (1X), KNO<sub>3</sub> 1 g/L, BAP 0.5 mg/L, ticarcillin 300 mg/L, cefotaxime 100 mg/L, glutamine 250 mg/L, asparagine 50 mg/L, mannose 15 g/L, and sucrose 1 g/L. The media pH was maintained at 5.6, and the media was solidified with purified agar 10 g/L.

[0085] At 4-6 weeks, the soybean cultures were transferred to REG-3 medium for continuing selection and shoot development. REG-3 medium contained MS salts (1X), B<sub>5</sub> vitamins (1X), KNO<sub>3</sub> 1 g/L, BAP 0.2 mg/L, GA<sub>3</sub> 0.5 mg/L, IBA 0.1 mg/L, ticarcillin 300 mg/L, cefotaxime 100 mg/L, glutamine 250 mg/L, asparagine 50 mg/L, mannose 15 g/L, sucrose 1 g/L, pH 5.6, and the medium was solidified with purified agar 10 g/L. Dead tissue was removed and explants with regenerating shoots were subcultured in fresh REG-3 medium every two weeks. Elongated shoots were continuously harvested from the cultures when they reached about 2-4 cm in length. At that time, shoots were transferred to a rooting medium, which contained MS salts (0.5X), B<sub>5</sub> vitamins (0.5X), glutamine 250 mg/L, asparagine 50 mg/L, KNO<sub>3</sub> 1 g/L, cefotaxime 100 mg/L, ticarcillin 300 mg/L, sucrose 15 g/L, IBA 0.5 mg/L, pH 5.6, and purified agar 10 g/L.

[0086] Rooted transgenic shoots expressing a fluorescent protein gene (*ZsGreen1*) were transferred to 2" pots which contained moistened Fafard germinating mix (Conrad Fafard Inc., MA, USA) and were kept covered with plastic cups for maintaining moisture for approximately 2 weeks. Plants were acclimatized at 27-29° C. day temperature, 21° C. night temperature, and a 16 h photoperiod (20-40  $\mu\text{E m}^{-2} \text{S}^{-1}$  light intensity). When new leaves began to emerge, plants were transferred to one-gallon pots which contained a soil mixture composed of 50-55% composted pine bark, 40-45% Peat, 5-10% Perlite (Sungrow Horticultural Supply, Pine Bluff, Ark.). Acclimatized soybean plants were grown in the greenhouse at 27-29° C. day temp, 21° C. night temp, 400-600  $\mu\text{E m}^{-2} \text{S}^{-1}$  light intensity, 70-95% relative humidity, and a 16 hr photoperiod. The plants were fertilized with

osmocote (Scotts-Sierra Horticultural Products Company, Ohio; 17-6-12) twice (5-8 g/gallon soil) during the growth period. Transformation was confirmed by Taqman analysis for the presence of the fluorescent protein gene as well as the PMI gene in the leaves of the greenhouse grown plants. Expression of the fluorescent protein gene in the transformed soybean tissue was also confirmed by visualizing the expression using a fluorescent microscope.

[0087] Six transgenic plants developed using the gene construct pNOV2145 were confirmed by Southern blot analyses. Progeny analysis of one event for either the PMI gene or the *ZsGreen1* gene revealed one integration site of the T-DNA into the genome of the transformed soybean, and the progeny segregated in a 3:1 ratio in the T1 generation.

TABLE 1

Transformed shoots expressing fluorescent protein gene ( <i>ZsGreen1</i> )			
Expt No.	Gene construct	Transformed shoots/explant	Percent tr. shoots
75	pNOV2145	5/45	11
89	pNOV2145	5/75	7

## EXAMPLE 3

[0088] Soybean seeds (Var. S42 Hi) were surface sterilized and explants were prepared as described in Example 2.

[0089] *Agrobacterium* strain (LBA 4404) carrying the plasmid pNOV2147 was prepared as described in Example 1. The final bacterial concentration was adjusted to OD<sub>660</sub>=0.60 with a co-cultivation liquid medium. The conditions for explant preparation, *Agrobacterium* inoculation, and co-cultivation were the same as those described in Example 2.

[0090] Following three days of co-cultivation in a solid co-cultivation medium, excessive *Agrobacterium* was washed off, primary and secondary meristems were removed, and the explants were transferred to REG-1 medium. They were cultured at 28-30° C. in 16 h light and 8 h dark conditions. After 2 weeks on REG-1 medium, the cultures were transferred to REG-2 medium. During this regeneration process, only shoots arising from the base of a primary leaf were kept. At about the 4th week, the shoot cultures were transferred to REG-3 medium. They were then transferred to fresh REG-3 medium every 10-14 days. As in REG-1 and REG-2 medium, only the new shoots arising from the base of a primary leaf were kept while the rest of the shoots were removed. When elongated shoots reached about 2-4 cm in length, they were separated from the rest of the shoot cultures and transferred to rooting medium.

[0091] Five transgenic shoots out of 35 explants were identified as expressing the cyano fluorescent protein gene (Table 2).

TABLE 2

Transformed shoots expressing the cyano fluorescent protein gene			
Experiment No.	Gene construct	Transformed shoots/explants	% transformed shoots
92	pNOV2147	5/35	14

## EXAMPLE 4

**[0092]** Mannose Treatment During Co-cultivation

**[0093]** The gene construct used in this example was pNOV2145 (which comprises ZsGreen1 and PMI genes, as described in Example 1). The procedures for preparing the explants, Agrobacteria suspensions, and inoculation of explants with bacterial suspensions were carried out as described in Example 2. The final bacterial concentration was adjusted to  $OD_{660} = 0.55$  or  $0.85$ .

**[0094]** Following the inoculation step, explants were transferred to a co-cultivation medium containing either 20 g/L sucrose or 15 g/L mannose and were kept at 20-23° C. under 16 h light and 8 h dark conditions.

**[0095]** After 3-5 days of co-cultivation, expression of the fluorescent protein gene was visualized using a fluorescent microscope. Explants that were inoculated with Agrobacterium in a mannose-containing co-cultivation medium showed at least two-fold the number of fluorescent spots compared to those co-cultivated in a sucrose-containing co-cultivation medium. Subsequent shoot regeneration and selection steps were followed as those described in Example 2.

**[0096]** A significant increase in the production of transformed shoots was observed in the experiments where mannose was included in the co-cultivation medium (Table 3). Five transformed shoots from co-cultivation medium that included mannose were rooted and transferred to soil. Subsequent analysis by Taqman as well as Southern blot confirmed the integration of the transgenes. Transgene expression in the T1 progeny confirmed the germline transmission of the transgenes.

TABLE 3

Transformed shoots expressing ZsGreen1 fluorescent protein gene where explants and Agrobacteria were co-cultivated in mannose or sucrose				
Experi- ment No.	Gene construct	Co-culture in mannose/sucrose	Transformed shoots/explants	% Trans- formation
87	pNOV2145	Sucrose	0/60	0
		Mannose	6/80	7.5
102	pNOV2145	Sucrose	1/20	5
		Mannose	8/40	20

## EXAMPLE 5

**[0097]** In this example, Agrobacterium EHA101 comprising the plasmid pNOV2105 (SMAS-PMI SMAS-GUS, as described in Example 1) was used in soybean transformation. The preparation of the explants, Agrobacteria suspension, and inoculation of explants with Agrobacteria were the same as those described in Example 2. The final bacterial concentration was adjusted to  $OD_{660} = 0.45$  or  $0.6$ .

**[0098]** Following Agrobacterium inoculation, explants were transferred to a co-cultivation medium containing either 20 g/L sucrose or 15 g/L mannose. Co-cultivation was carried out at 20-23° C. under a 16 h light and 8 h dark conditions. Following 3-5 days of co-cultivation, GUS gene expression was visualized using a histochemical gus assay. Explants co-cultivated in mannose-containing co-cultivation medium showed at least two-fold the number of GUS spots compared to those co-cultivated in sucrose-containing co-

cultivation medium. Shoot regeneration and selection were carried out as described in Example 2. A significant increase in the production of transformed shoots was observed in the experiment in which mannose was added into the co-cultivation medium. (Table 4).

TABLE 4

Transformed shoots expressing GUS gene				
Experi- ment No.	Gene construct	Co-cultivation in mannose/sucrose	Transformed shoots/explant	% Trans- formation
63	pNOV2105	sucrose	5/60	8
81	pNOV2105	Sucrose	2/30	7
		Mannose	5/30	17

## EXAMPLE 6

**[0099]** In this example, Agrobacterium EHA101 comprising the plasmid pBSC11234 (**FIG. 5**) was used in soybean transformation. The components and sequence of pBSC11234 are set forth in SEQ ID NO:3. pBSC11234 comprises a CMP-PMI : beta conglycinin-galactosidase gene construct. The preparation of the explants, Agrobacteria suspension, and inoculation of explants with Agrobacteria were the same as those described in Example 2. The final bacterial concentration was adjusted to  $OD_{660} = 0.6$ . The co-cultivation liquid medium contained B5 salts (0.1X), B5 vitamins (1X), acetosyringone 80 mg/L, sucrose 20 g/L, BAP 2 mg/L, GA<sub>3</sub> 0.25 mg/L, MES 3.9 g/L, and pH 5.4. Solid co-cultivation medium was prepared by incorporating 5 g/L purified agar to the liquid co-cultivation medium.

**[0100]** Following Agrobacterium inoculation, explants were transferred to a solid co-cultivation medium and cultured at 20-24° C. under 16 h light and 8 h dark conditions. Following 3-5 days of co-cultivation, primary and secondary shoot meristems were removed and discarded, and the resulting explants were transferred to REG-4 medium, which contained B5 salts (1X), B5 Vitamins (1X), BAP 1 mg/L, glutamine 50 mg/L, asparagine 50 mg/L, cefotaxime 100 mg/L, ticarcillin 300 mg/L, mannose 15-20 g/L, sucrose 0, 0.25, or 1 g/L, purified agar 10 g/L, and pH at 5.6. After a period of 5-7 days, any shoot grown from the axillary meristem close to the cotyledon was removed, and the explants were transferred to REG-5 medium, which contained B5 salts (1X), B5 Vitamins (1X), BAP 0.5 mg/L, glutamine 50 mg/L, asparagine 50 mg/L, cefotaxime 100 mg/L, ticarcillin 300 mg/L, mannose 15 g/L, sucrose 1 g/L, purified agar 10 g/L, and pH at 5.6.

**[0101]** At four weeks, explants were transferred to REG-6 medium for elongation of shoots. REG-6 medium contained MS salts (1X), MS Vitamins (1X) (MS vitamin composition: inositol 100 mg/L, nicotinic acid 0.5 mg/L, pyridoxine HCl 0.5 mg/L, thiamine HCl 0.1 mg/L, glycine 2 mg/L), myo-inositol 200 mg/L, BAP 0.2 mg/L, zeatin riboside 0.5 mg/L, IBA 0.1 mg/L, GA<sub>3</sub> 1 mg/L, glutamine 50 mg/L, asparagine 50 mg/L, ticarcillin 300 mg/L, mannose 15 g/L, sucrose 5 g/L, silver nitrate 0.8 mg/L, purified agar 10 g/L, and pH 5.6. Explants were transferred to fresh REG-6 medium every two weeks. Elongated shoots (2-4 cm long) were removed and rooted in rooting medium and transferred to soil. The rooting medium contained MS salts (1X), B5 Vitamins (1X), glutamine 100 mg/L, asparagine 100 mg/L, IBA 0.7 mg/L,

timentin 100 mg/L, and sucrose 15 g/L. Taqman analysis confirmed the presence of the transgenes (alpha galactosidase and phosphomannose isomerase) in leaf samples from two events.

#### EXAMPLE 7

[0102] In this example, *Agrobacterium* EHA101 comprising the plasmid pBSC11369 (FIG. 6) was used in soybean transformation. The components and sequence of pBSC11369 are set forth in SEQ ID NO: 4. pBSC11369 comprises a CMP-HPT: CMP-ZsGreen1 gene construct. The preparation of the explants, *Agrobacterium* suspension, and inoculation of explants with *Agrobacterium* were the same as those described in Example 2. The final bacterial concentration was adjusted to  $OD_{660} = 0.6$ . The co-cultivation liquid medium contained B<sub>5</sub> salts (0.1X), B<sub>5</sub> vitamins (1X), acetosyringone 80 mg/L, sucrose 20 g/L, BAP 2 mg/L, GA<sub>3</sub> 0.25 mg/L, MES 3.9 g/L, and pH 5.4. Solid co-cultivation medium was prepared by incorporating 5 g/L purified agar to the liquid co-cultivation medium.

[0103] Following *Agrobacterium* inoculation, explants were transferred to a solid co-cultivation medium and cultured at 20-24° C. under 16 h light and 8 h dark conditions. Following 3-5 days of co-cultivation, explants were transferred to REG-7 medium after removing primary and secondary meristems from the explants in order to encourage shoot growth from the primary leaf base area. REG-7 medium contained B<sub>5</sub> salts (1X), B<sub>5</sub> Vitamins (1X), BAP 1 mg/L, glutamine 50 mg/L, asparagine 50 mg/L, cefotaxime 100 mg/L, ticarcillin 300 mg/L, sucrose 30 g/L, hygromycin 2-5 mg/L, purified agar 10 g/L, and pH 5.6. Explants were placed in an upright position such that the epicotyl end of the explant was inserted into the medium. After a period of 7-10

days, any shoots grown from the axillary meristem close to the cotyledon were removed. Explants were transferred to fresh REG-8 medium, which contained B<sub>5</sub> salts (1X), B<sub>5</sub> Vitamins (1X), BAP 0.5 mg/L, glutamine 50 mg/L, asparagine 50 mg/L, cefotaxime 100 mg/L, ticarcillin 300 mg/L, sucrose 30 g/L, purified agar 10 g/L, and pH at 5.6. After another two weeks, explants were transferred to RLG-9 medium and subcultured thereafter every two weeks. REG-9 medium contained MS salts (1X), MS Vitamins (1X), myo-inositol 200 mg/L, BAP 0.2 mg/L, zeatin riboside 0.5 mg/L, IBA 0.1 mg/L, GA<sub>3</sub> 1 mg/L, glutamine 50 mg/L, asparagine 50 mg/L, silver nitrate 0.8 mg/L, ticarcillin 300 mg/L, sucrose 30 g/L, hygromycin 0.1-0.2 mg/L, purified agar 10 g/L, and pH 5.6. Elongated shoots (2-4 cm long) were removed, rooted in rooting medium, and then transferred to soil. The rooting medium contained MS salts (1X), B<sub>5</sub> Vitamins (1X), glutamine 100 mg/L, asparagine 100 mg/L, IBA 0.7 mg/L, timentin 100 mg/L, and sucrose 15 g/L. Taqman analysis confirmed the presence of the, transgenes (HPT as well as ZsGreen1) in leaf samples obtained from five events. Expression of the ZsGreen1 gene in plant parts was confirmed by visualization under a fluorescent microscope.

[0104] All publications, patents, and patent applications cited herein are incorporated by reference. While in the foregoing specification this invention has been described in relation to certain preferred embodiments thereof, and many details have been set forth for purposes of illustration, it will be apparent to those skilled in the art that the invention is susceptible to additional embodiments and that certain of the details described herein may be varied considerably without departing from the basic principles of the invention.

---

#### SEQUENCE LISTING

<160> NUMBER OF SEQ ID NOS: 4

<210> SEQ ID NO 1

<211> LENGTH: 9555

<212> TYPE: DNA

<213> ORGANISM: Artificial

<220> FEATURE:

<223> OTHER INFORMATION: pNOV2145

<400> SEQUENCE: 1

```

gatccaccgg tcgccaccat ggcccagtcc aagcacggcc tgaccaagga gatgaccatg      60
aagtaccgca tggagggctg cgtggacggc cacaagttcg tgatcaccgg cgagggcatc      120
ggctaccctt tcaagggcaa gcaggccatc aaactgtgcg tgggtggaggg cggccccttg      180
cccttcgocg aggacatctt gtccgcggcc ttcattgtac gcaaccgcgt gttcaccgag      240
tacccccagg acatcgtcga ctacttcaag aactcctgcc ccgcccggta cacctgggac      300
cgctccttcc tgttcgagga cggcgccgtg tgcattctga acgcccagat caccgtgagc      360
gtggaggaga actgcatgta ccacgagtcc aagttctacg gcgtgaactt ccccgccgac      420
ggccccgtga tgaagaagat gaccgacaac tgggagccct cctgcccagaa gatcatcccc      480
gtgcccaagc agggcatctt gaaggcgac gtgagcatgt acctgctgct gaaggacggt      540
ggcgccttgc gctgccagtt cgacaccgtg tacaaggcca agtccgtgcc ccgcaagatg      600

```

-continued

---

cccgactggc	acttcatcca	gcacaagctg	acccgcgagg	accgcagcga	cgccaagaac	660
cagaagtggc	acctgaccga	gcacgccatc	gcctccggct	ccgccttgcc	ctgagcggcc	720
ctctagatcc	ccgaatttcc	ccgatcgttc	aaacatttgg	caataaagtt	tcttaagatt	780
gaatcctggt	gccggtcttg	cgatgattat	catataatth	ctggtgaatt	acgttaagca	840
tgtaataatt	aacatgtaat	gcatgacggt	atttatgaga	tgggttttta	tgattagagt	900
cccgcaatta	tacatttaat	acgcgataga	aaacaaaata	tagcgcgcaa	actaggataa	960
attatcgcgc	gcggtgcat	ctatgttact	agatcgggaa	ttgggtaccg	aattcactgg	1020
ccgctgtttt	acaacgctgt	gactgggaaa	accctggcgt	tacccaactt	aatcgccttg	1080
cagcacatcc	ccctttcgc	agctggcgta	atagcgaaga	ggccccacc	gatcgcctt	1140
cccaacagtt	gcgagcctg	aatggcgaat	ggcgcctgat	gcggtattht	ctccttacgc	1200
atctgtcgg	tatttcacac	cgcatatggt	gcaactctag	tacaatctgc	tctgatgccg	1260
catagttaag	ccagccccga	caccgcgcaa	caccgctga	cgcgccctga	cggtctgtgc	1320
tgctcccggc	atccgcttac	agacaagctg	tgaccgtctc	cggtgagctgc	atgtgtcaga	1380
ggttttcacc	gtcatcaccg	aaacgcgcga	gacgaaagg	cctcgtgata	cgctattht	1440
tataggttaa	tgcatgata	ataatgtht	cttagacgtc	aggtggcact	ttcggggaa	1500
atgtgcgcg	aaccctatt	tgthttht	tctaaataca	ttcaaataatg	tatccgctca	1560
tgagacaata	acctgataa	atgcttcaat	ggcgcgcgg	taccagcttg	catgcctgca	1620
ggtcgactct	agaggatcct	ggcagacaaa	gtggcagaca	tactgtocca	caaatgaaga	1680
tggaatctgt	aaaagaaaac	gcgtgaaata	atgcgtctga	caaaggttag	gtcggctgcc	1740
thtaatacat	accaaagtg	tcctaccac	gatggaaaa	ctgtgcagtc	ggtttgctt	1800
tttctgacga	acaaataaga	ttcgtggccg	acagtgggg	gtccaccatg	tgaaggcatc	1860
ttcagactcc	aataatggag	caatgacgta	agggcttacg	aaataagtaa	ggtagtttg	1920
ggaaatgtcc	actcaccgt	cagtctataa	atacttagcc	cctccctcat	tgtaaggga	1980
gcaaatctc	agagagatag	tcctagagag	agaaagagag	caagtagcct	agaagtagga	2040
tccccgatca	tgcaaaaact	cattaactca	gtgcaaaaact	atgcctgggg	cagcaaaacg	2100
gcggtgactg	aactttatg	tatggaaaa	ccgtccagcc	agccgatggc	cgagctgtgg	2160
atgggcgcac	atccgaaaag	cagttcacga	gtgcagaatg	ccgccggaga	tatcgtttca	2220
ctgcgtgatg	tgattgagag	tgataaatcg	actctgctcg	gagaggcctg	tgccaaaocg	2280
tttgcgcaac	tgctttcct	gttcaaagta	ttatgcgag	cacagccact	ctccattcag	2340
gttcatccaa	acaaacacaa	ttctgaaatc	ggttttgcca	aagaaaatgc	cgaggtatc	2400
ccgatggatg	ccgcccagcg	taactataaa	gatcctaacc	acaagccgga	gctggttttt	2460
gcgctgacgc	ctttccttgc	gatgaacgcg	ttcgtgaaat	ttccgagat	tgtctccta	2520
ctccagccgg	tcgcaggtgc	acatccggcg	attgctcact	ttttacaaca	gcctgatgcc	2580
gaacgtthta	gcgaactgth	cgccagcctg	ttgaaatagc	aggtgaaaga	aaaatccgc	2640
gcgctggcga	thttaaaatc	ggccctcgat	agccagcagg	gtgaaccgtg	gcaaacgatt	2700
cgtthaatth	ctgaaththta	cccggaagac	agcgtctctg	tctcccgct	attgctgaaat	2760
gtggtgaaat	tgaaccttgg	cgaagcgatg	ttcctgttgc	ctgaaacacc	gcagcttac	2820
ctgcaaggcg	tggcgtgga	agtgatggca	aactccgata	acgtgctgcg	tgcgggtctg	2880

-continued

---

acgcctaaat acattgatat tccggaactg gttgccaatg tgaaattcga agccaaaccg	2940
gctaaccagt tgttgacca gccggtgaaa caaggtgcag aactggactt cccgattcca	3000
gtggatgatt ttgccttctc gctgcatgac cttagtata aagaaaccac cattagccag	3060
cagagtgccg ccattttgtt ctgcgtcgaa ggcgatgcaa cgttgtggaa aggttctcag	3120
cagttacagc ttaaaccggg tgaatcagcg tttattgccg ccaacgaatc accggtgact	3180
gtcaaaggcc acggccggtt agcgcgtggt tacaacaagc tgtaagagct tactgaaaa	3240
attaacatct cttgctaagc tgggagctct agatccccga atttccccga tcgttcaaac	3300
atttggaat aaagtttctt aagattgaat cctgttgccg gtcttgcat gattatcata	3360
taatttctgt tgaattacgt taagcatgta ataattaaca tgtaatgcat gacgttattt	3420
atgagatggg tttttatgat tagagtccc caattataca ttaatacgc gatagaaaac	3480
aaaatatagc gcgcaaaacta ggataaatta tcgcgcgcgg tgtcatctat gttactagat	3540
cgggaattgg gtaccatgcc cgggcgccca gcatggccgt atccgcaatg tgttattaag	3600
ttgtctaagc gtcaatttgt ttacaccaca atatctctg ccaccagcca gccaacagct	3660
ccccgaccg cagctcggca caaaatcacc actcgataca ggcagcccat cagaattaat	3720
tctcatgttt gacagcttat catcgactgc acggtgcacc aatgcttctg gcgtcaggca	3780
gccatcgga gctgtggtat ggctgtgcag gtcgtaaact actgcataat tcgtgtcgtc	3840
caaggcgac tcccgttctg gataatgttt tttgcgccga catcataacg gttctgcaa	3900
atattctgaa atgagctggt gacaattaat catccggctc gtataatgtg tggaaattgt	3960
agcggataac aatttcacac aggaaacaga ccatgaggga agcgttgatc gccgaagtat	4020
cgactcaact atcagaggtg gttggcgtca tcgagcgcca tctcgaaccg acgttgctgg	4080
ccgtacattt gtacggctcc gcagtggatg gcggcctgaa gccacacagt gatattgatt	4140
tgctggttac ggtgaccgta aggcttgatg aaacaacgcg gcgagctttg atcaacgacc	4200
ttttggaaa ttcggcttcc cctggagaga gcgagattct ccgctgta gaagtacca	4260
ttgttgta cgacgacatc attccgtggc gttatccagc taagcogaa ctgcaatttg	4320
gagaatggca gcgcaatgac attcttgacg gtatcttca gccagccacg atcgacattg	4380
atctggctat cttgctgaca aaagcaagag aacatagcgt tgccttggtg ggtccagcgg	4440
cggaggaact ctttgatccg gttcctgaac aggatctatt tgaggcgcta aatgaaacct	4500
taacgctatg gaactcgcg cccgactggg ctggcgatga gcgaaatgta gtgottaogt	4560
tgtcccgcat ttggtacagc gcagtaaccg gcaaaatcgc gccgaaggat gtcgctgccg	4620
actgggcaat ggagcgcctg ccggcccagt atcagcccgt catacttgaa gctaggcagg	4680
cttatcttg acaagaagat cgcttgccct cgcgcgcaga tcagttggaa gaatttgctc	4740
actacgtgaa aggcgagatc accaaagtag tcggcaaata aagctctagt ggtctccgt	4800
accccgggg gatctggctc gcggcggacg cacgacgccg gggcgagacc ataggcgatc	4860
tcctaaatca atagtagctg taacctcgaa gcgtttcact tgtaacaacg attgagaatt	4920
tttgtcataa aattgaaata cttggttcgc atttttgtca tccgcggtca gccgcaattc	4980
tgacgaactg cccatttagc tggagatgat tgtacatcct tcacgtgaaa atttctcaag	5040
cgctgtgaa aagggttcag attttagatt gaaaggtag ccggtgaaac acgttcttct	5100
tgctgatgac gacgtcgcta tgcggcatct tattattgaa taccttacga tccacgcctt	5160

-continued

---

caaagtgacc	gcggtagccg	acagcaccca	gttcacaaga	gtactctctt	ccgagacggt	5220
cgatgtcgtg	gttggtgac	taaatttag	tcgtgaagat	gggctcgaga	tcgttcgtaa	5280
tctggcggca	aagtctgata	ttccaatcat	aattatcagt	ggcgaccgcc	ttgaggagac	5340
ggataaagtt	gttgactcgc	agctaggagc	aagtgatttt	atcgctaagc	cgttcagtat	5400
cagagagttt	ctagcacgca	ttcgggttgc	cttgccgctg	cgccccaacg	ttgtccgctc	5460
caaagaccga	cggtcttttt	gttttactga	ctggacactt	aatctcaggc	aacgtcgttt	5520
gatgtccgaa	gctggcgggt	aggtgaaact	tacggcaggt	gagttcaatc	ttctcctcgc	5580
gtttttagag	aaaccccgcg	acgttctatc	gcgagagcaa	cttctcattg	ccagtcgagt	5640
acgagcagag	gaggtttatg	acaggagtat	agatgttctc	attttgaggc	tcgcccgcaa	5700
acttgaggca	gatccgtcaa	gccctcaact	gataaaaaa	gcaagagggt	ccggttattt	5760
ctttgacgcg	gacgtgcagg	tttcgcacgg	ggggacgatg	gcagcctgag	ccaattccca	5820
gatccccgag	gaatcgcggt	gagcggctgc	aaaccatccg	gcccgttaca	aatcggcgcg	5880
gcgctgggtg	atgacctggt	ggagaagttg	aaggccgcgc	aggccgccca	gcggcaacgc	5940
atcgaggcag	aagcacgccc	cggtgaatcg	tggcaagcgg	ccgctgatcg	aatccgcaa	6000
gaatcccgcg	aaccgcggcg	agccggtgcg	ccgtcgatta	ggaagccgcc	caagggcgac	6060
gagcaaccag	atttttctgt	tccgatgctc	tatgacgtgg	gcacccgcca	tagtcgcagc	6120
atcatggacg	tggccgtttt	ccgtctgtcg	aagcgtgacc	gacgagctgg	cgaggtgatc	6180
cgctacgagc	ttccagacgg	gcacgtagag	gtttccgcag	ggccggcccg	catggccagt	6240
gtgtgggatt	acgacctggt	actgatggcg	gtttcccatc	taaccgaatc	catgaaccga	6300
taccgggaag	ggaagggaga	caagcccggc	cgctgttcc	gtccacacgt	tcgggacgta	6360
ctcaagttct	gccggcgagc	cgatggcgga	aagcagaaag	acgacctggt	agaaacctgc	6420
attcggttaa	acaccacgca	cggtgccatg	cagcgtacga	agaaggccaa	gaacggccgc	6480
ctggtgacgg	tatccgaggg	tgaagccttg	attagccgct	acaagatcgt	aaagagcgaa	6540
accggggcgg	cggagtacat	cgagatcgag	ctagctgatt	ggatgtaccg	cgagatcaca	6600
gaaggcaaga	acccggacgt	gctgacgggt	caccccgatt	actttttgat	cgatcccggc	6660
atcggccggt	ttctctaccg	cctggcacgc	cgcccgccag	gcaaggcaga	agccagatgg	6720
ttgttcaaga	cgatctacga	acgcagtggc	agcccgagg	agttcaagaa	gttctgtttc	6780
accgtgcgca	agctgatcgg	gtcaaatgac	ctgccggagt	acgatttgaa	ggaggaggcg	6840
gggcaggctg	gcccgatcct	agtcattgcg	taccgcaacc	tgatcgaggg	cgaagcatcc	6900
gccggttcct	aatgtacgga	gcagatgcta	gggcaaattg	ccctagcagg	ggaaaaaggt	6960
cgaaaaggtc	tctttcctgt	ggatagcacg	tacattggga	acccaaagcc	gtacattggg	7020
aaccggaacc	cgtacattgg	gaacccaaag	ccgtacattg	ggaaccggtc	acacatgtaa	7080
gtgactgata	taaaagagaa	aaaagggcgt	ttttccgcct	aaaactcttt	aaaacttatt	7140
aaaactctta	aaacccgcct	ggcctgtgca	taactgtctg	gccagcgcac	agccgaagag	7200
ctgcaaaaag	cgctaccctc	tcggtcgctg	cgctccctac	gccccgccgc	ttcgcgtcgg	7260
cctatcgcgg	ccgctggccg	ctcaaaaatg	gctggcctac	ggccaggcaa	tctaccaggg	7320
cgcggacaag	ccgcccgcgc	gccactcgac	cgccggcgct	gaggtctgcc	tcgtgaagaa	7380
gggtttgctg	actcatacca	ggcctgaatc	gccccatcat	ccagccagaa	agtgaggggag	7440

-continued

---

ccacggttga tgagagcttt gttgtaggtg gaccagttgg tgatttttaa cttttgcttt	7500
gccacggaac ggtctgcggt gtogggaaga tgctgatct gatccttcaa ctacagcaaaa	7560
gttcgattta ttcaacaaaag ccgccgtccc gtcaagtcag cgtaatgctc tgccagtgtt	7620
acaaccaatt aaccaattct gattagaaaa actcatcgag catcaaatga aactgcaatt	7680
tattcatatc aggattatca ataccatatt tttgaaaaag ccgtttctgt aatgaaggag	7740
aaaactcacc gaggcagttc cataggatgg caagatcctg gtatcggctc gcgattccga	7800
ctcgtccaac atcaatacaa cctattaatt tcccctcgtc aaaaataagg ttatcaagtg	7860
agaaatcacc atgagtgacg actgaatccg gtgagaatgg caaaagctct gcattaatga	7920
atcgccaac gcgcgggag aggcggtttg cgtattgggc gctcttcgc ttcctcgtc	7980
actgactcgc tgcgctcggc cgttcggctg cggcgagcgg tatcagctca ctcaaaggcg	8040
gtaatacggc tatccacaga atcaggggat aacgcaggaa agaacatgtg agcaaaaggc	8100
cagcaaaagg ccaggaaccg taaaaggccg gcggtgctgg cgtttttcca taggctccgc	8160
ccccctgacg agcatcacia aaatcgacgc tcaagtcaga ggtggcgaaa cccgacagga	8220
ctataaagat accaggcgtt tcccctgga agctccctcg tgcgctctcc tgttccgacc	8280
ctgcccctta ccgataacct gtccgccttt ctccctcgg gaagcgtggc gctttctcat	8340
agctcacgct gtaggtatct cagttcgggt taggtcgttc gctccaagct gggctgtgtg	8400
cacgaacccc ccgctcagcc cgaccgctgc gccttatccg gtaactatcg tcttgagtcc	8460
aaccggttaa gacacgactt atcgccactg gcagcagcca ctggtaacag gattagcaga	8520
gcgaggtatg taggcggtgc tacagagttc ttgaaaggtt ggcctaacta cggctacact	8580
agaagaacag tatttggtat ctgctctctg ctgaagccag ttacctcgg aaaaagagtt	8640
ggtagctctt gatccggcaa acaaacacc gctggtagcg gtggttttt tgtttgcaag	8700
cagcagatta cgcgcagaaa aaaaggatct caagaagatc ctttgatctt ttctacggg	8760
tctgacgctc agtggaaacg aaactcacgt taagggatgt tggatcatgag attatcaaaa	8820
aggatcttca cctagatcct tttgatccgg aattaattcc tgtggtggc atgcacatac	8880
aatggacga acggataaac cttttcacgc ctttttaaat atccgattat tctaataaac	8940
gctcttttct cttaggttta cccgccaata tatcctgtca aacactgata gtttaactg	9000
aaggcgggaa acgacaatct gatcatgagc ggagaattaa gggagtcacg ttatgacccc	9060
cgccgatgac gcgggacaag ccgttttacg tttggaactg acagaaccgc aacgctgcag	9120
gaattggccg cagcggccat ttaaatcaat tgggcgcgta cgtagcacta gtgcgcatc	9180
gcttaattaa gcggcgcgcc taaagcttct ggcagacaaa gtggcagaca tactgtcca	9240
caaatgaaga tggaatctgt aaaagaaaa gcgtgaaata atgctctga caaaggttag	9300
gtcggctgcc tttaatcaat accaaagtgg tccctaccac gatggaaaa ctgtgcagtc	9360
ggtttggctt tttctgacga acaataaga ttcgtggccg acaggtggg gtccaccatg	9420
tgaagcatc ttcagactcc aataatggag caatgacgta agggcttacg aaataagtaa	9480
gggtagttt ggaaatgtcc actcaccctg cagtctataa atacttagcc cctccctcat	9540
tgtaaggga gcaag	9555

<210> SEQ ID NO 2  
 <211> LENGTH: 9546

-continued

&lt;212&gt; TYPE: DNA

&lt;213&gt; ORGANISM: Artificial

&lt;220&gt; FEATURE:

&lt;223&gt; OTHER INFORMATION: pNOV2147

&lt;400&gt; SEQUENCE: 2

```

ggatccccga tcatgcaaaa actcattaac tcagtgcaaa actatgcctg gggcagcaaa    60
acggcgttga ctgaacttta tggatgtaa aatccgtcca gccagccgat ggccgagctg    120
tggatggggc cacatccgaa aagcagttca cgagtgcaga atgccgccg agatatacgtt    180
tcactgcgtg atgtgattga gagtataaaa tcgactctgc tcggagaggc cgttgccaaa    240
cgctttggcg aactgccttt cctgttcaaa gtattatgcg cagcacagcc actotccatt    300
caggttcatc caaacaaca caattctgaa atcggttttg ccaaagaaaa tgcgcaggt    360
atcccgatgg atgccgccga gcgtaactat aaagatccta accacaagcc ggagctggtt    420
tttgcgctga cgcttttctc tgcgatgaa gcgtttcgtg aattttccga gattgtctcc    480
ctactccagc cggtcgcagg tgcacatccg gcgattgctc actttttaca acagcctgat    540
gccgaacgtt taagcgaact gttccgcagc ctggtgaata tgcagggtga agaaaaatcc    600
cgcgcgctgg cgattttaa atcggccctc gatagccagc aggggtgaacc gtggcaaacg    660
attcgtttaa tttctgaatt ttaccggaa gacagcggtc tgttctcccc gctattgctg    720
aatgtggtga aattgaaccc tggcgaagcg atgttctctg tcgctgaaac accgcacgct    780
tacctgcaag gcgtggcgct ggaagtgatg gcaaacctcc ataactgctc gcgtgcgggt    840
ctgacgccta aatacattga tattccggaa ctggttgcca atgtgaaatt cgaagccaaa    900
cgggtaacc agttgttgac ccagccggtg aaacaagggt cagaactgga cttcccgatt    960
ccagtgatg attttgctt ctcgctgcat gaccttagtg ataaagaaac caccattagc   1020
cagcagagtg ccgccatttt gttctgcgtc gaaggcgatg caacgttggt gaaaggttct   1080
cagcagttac agcttaaacc gggtgaaatc gcgtttattg ccgccaacga atcaccgggt   1140
actgtcaaa gcccagcgcc tttagcgcgt gtttacaaca agctgtaaga gcttactgaa   1200
aaaattaaca tctcttgcta agctgggagc tctagatccc cgaatttccc cgatcgttca   1260
aacatttggc aataaagttt cttaagattg aatcctggtg ccggctctgc gatgattatc   1320
atataatttc tgttgaatta cgtaagcat gtaataatta acatgtaatg catgacgtta   1380
tttatgagat gggtttttat gattagatgc ccgcaattat acatttaata cgcgatagaa   1440
aacaaaatat agcgcgcaaa ctaggataaa ttatcgcgcg cgggtgcctc tatgttaacta   1500
gatcgggaat tgggtaccat gcccgggcgg ccagcatggc cgtatccgca atgtgttatt   1560
aagttgtcta agcgtcaatt tgtttacacc acaatataat ctgccaccag ccagccaaca   1620
gctccccgac cggcagctcg gcacaaaatc accactcgat acaggcagcc catcagaatt   1680
aattctcatg tttgacagct tatcatcgac tgcacgggtc accaatgctt ctggcgtcag   1740
gcagccatcg gaagctgtgg tatggctgtg caggtcgtaa atcactgcat aattcgtgtc   1800
gctcaaggcg cactcccggt ctggataatg ttttttgcgc cgacatcata acggttcttg   1860
caaatattct gaaatgagct gttgacaatt aatcatccgg ctcgtataat gtgtggaatt   1920
gtgagcggat aacaatttca cacaggaaac agaccatgag ggaagcgttg atcggcgaag   1980
tatcgactca actatcagag gtagttggcg tcatcgagcg ccatctcgaa ccgacgttgc   2040
tggccgtaca tttgtacggc tccgcagtg atggcggcct gaagccacac agtgateattg   2100

```

-continued

---

at ttgctgg t acgggtgacc gtaaggcttg atgaaacaac gcggcgagct ttgatcaacg	2160
accttttgg aacttcggct tccctggag agagcgagat tctccgcgct gtagaagtca	2220
ccattgtttg gcacgacgac atcattccgt ggcgttatcc agctaagcgc gaactgcaat	2280
ttggagaatg gcagcgcaat gacattcttg caggatatctt cgagccagcc acgatcgaca	2340
ttgatctggc tatcttgctg acaaaagcaa gagaacatag cgttgccttg gtaggtccag	2400
cggcgaggga actctttgat ccggttcctg aacaggatct atttgaggcg ctaaataaaa	2460
ccttaacgct atggaactcg ccgcccgact gggctggcga tgagcgaaat gtagtgctta	2520
cgttgtccc cttttggtac agcgcagtaa ccggcaaaat cgcgccgaag gatgtcgtg	2580
ccgactgggc aatggagcgc ctgcccggcc agtatcagcc cgtcactactt gaagctaggc	2640
aggcttatct tggacaagaa gatcgccttg cctcgcgcgc agatcagttg gaagaatttg	2700
ttcactacgt gaaaggcgag atcaccaag tagtcggcaa ataaagctct agtggatctc	2760
cgtaccccc ggggatctg ctgcggcgg acgacgacg ccggggcgag accatagggc	2820
atctcctaaa tcaatagtag ctgtaacctc gaagcgtttc acttgtaaca acgattgaga	2880
at tttgtca taaaatgaa atacttggtt cgcatttttg tcatccgcgg tcagccgcaa	2940
ttctgacgaa ctgcccattt agctggagat gattgtacat ccttcacgtg aaaatttctc	3000
aagcgtgtg aacaagggtt cagattttag attgaaagg gagccgttga aacacgttct	3060
tcttgcgat gacgacgtc ctatgcggca tcttattatt gaatacotta cgatccacgc	3120
cttcaaagt accgcggtag ccgacagcac ccagttcaca agagtactct ctccgcgac	3180
ggtcgatgc gtggttgtt atctaaattt aggtcgtgaa gatgggctcg agatcgttcg	3240
taatctggcg gcaaagtctg atattccaat cataattatc agtggcgacc gccttgagga	3300
gacggataaa gttgttgac tcgagctagg agcaagtgat tttatcgcta agccgttcag	3360
tatcagagag tttctagcac gcattccggg tgccttgccg gtgcgcccc acgttgtccg	3420
ctccaaagac cgacggtctt tttgttttac tgactggaca cttaatotca ggcaacgtc	3480
cttgatgtcc gaagctggcg gtgaggtgaa acttacggca ggtgagttca atcttctct	3540
cgcgttttta gagaaacccc gcgacgtct atcgcgcgag caacttotca ttgccagtcg	3600
agtacgcgac gaggagggtt atgacaggag tatagatgtt ctcattttga ggctgcgccg	3660
caaacttgag gcagatccgt caagccctca actgataaaa acagcaagag gtgccggtta	3720
tttctttgac gcggacgtgc aggtttcgca cggggggacg atggcagcct gagccaattc	3780
ccagatcccc gaggaatcgg cgtgagcggg cgcaaaccat ccggcccggg acaaatcggc	3840
gcggcgctgg gtgatgacct ggtggagaag ttgaaaggcc gcgagggccg ccagcgcaa	3900
cgcacgcagg cagaagcag ccccgtgaa tcgtggcaag cggccgctga tcgaatccgc	3960
aaagaatccc ggcaaccgcc ggcagccggt gcgcccgcga ttaggaagcc gcccaagggc	4020
gacgagcaac cagatttttt cgttccgat ctctatgacg tgggcacccg cgatagtcgc	4080
agcatcatg acgtggccgt tttccgtctg tcgaagcgtg accgacgagc tggcgagggtg	4140
atccgctacg agcttcaga cgggcacgta gaggtttccg cagggccggc cggcatggcc	4200
agtgtgtggg attacgacct ggtactgatg gcggtttccc atctaaccga atccatgaac	4260
cgataccggg aagggaagg agacaagccc ggcccgtgt tccgtccaca cgttgcgac	4320
gtactcaagt tctgccggcg agccgatggc ggaaagcaga aagacgacct ggtagaacc	4380

-continued

---

tgcatcgggt	taaacaccac	gcacgttgcc	atgcagcgta	cgaagaagge	caagaacggc	4440
cgccctggga	cggtatccga	gggtgaagcc	ttgattagcc	gctacaagat	cgtaaagagc	4500
gaaaccgggc	ggccggagta	catcgagatc	gagctagctg	attggatgta	ccgcgagatc	4560
acagaaggca	agaaccggga	cgctgctgac	gttcaccccg	attacttttt	gatcgatccc	4620
ggcatcggcc	gttttctcta	ccgcctggca	cgccgcggcg	caggcaagge	agaagccaga	4680
tggttgttca	agacgatcta	cgaacgcagt	ggcagcgccg	gagagttcaa	gaagttctgt	4740
ttcacctgtc	gcaagctgat	cggtgcaaat	gacctgcccg	agtacgattt	gaaggaggag	4800
gcggggcagg	ctggcccgat	cctagtcatg	cgctaccgca	acctgatcga	gggcgaagca	4860
tccgcccgtt	cctaattgtac	ggagcagatg	ctagggcaaa	ttgccctagc	aggggaaaaa	4920
ggtcgaaaa	gtctctttcc	tgtggatagc	acgtacattg	ggaacccaaa	gccgtacatt	4980
gggaaccgga	accctgacat	tggaaccca	aagccgtaca	ttgggaaccg	gtcacacatg	5040
taagtgactg	atataaaaga	gaaaaaaggc	gatttttccg	cctaaaaactc	tttaaaactt	5100
attaaaactc	ttaaaaccgg	cctggcctgt	gcataactgt	ctggccagcg	cacagccgaa	5160
gagctgcaaa	aagcgcctac	ccttcggctc	ctgcgctccc	tacgccccgc	cgcttcgctg	5220
cgccctatcg	cgcccgctgg	ccgctcaaaa	atggctggcc	tacggccagg	caatctacca	5280
gggcgcggac	aagccgcgcc	gtcgccactc	gaccgcggcg	gctgaggtct	gcctcgtgaa	5340
gaaggtgttg	ctgactcata	ccaggcctga	atcgccccat	catccagcca	gaaagtgagg	5400
gagccacggt	tgatgagagc	tttgtttag	gtggaccagt	tggtgatttt	gaacttttgc	5460
tttggccagg	aacggctctg	gttgtcggga	agatgcgtga	tctgatcctt	caactcagca	5520
aaagttcgat	ttattcaaca	aagccgccc	cccgtcaagt	cagcgtaatg	ctctgccagt	5580
gttacaacca	attaaccaat	tctgattaga	aaaactcatc	gagcatcaaa	tgaactgca	5640
atattatcat	atcaggatta	tcaataccat	atttttgaaa	aagccgtttc	tgtaatgaag	5700
gagaaaaactc	accgaggcag	ttccatagga	tggaagatc	ctggatcgg	tctgcgattc	5760
cgactcgtcc	aacatcaata	caacctatta	atctcccctc	gtcaaaaata	aggttatcaa	5820
gtgagaaaatc	accatgagtg	acgactgaat	ccggtgagaa	tggaaaaagc	tctgcattaa	5880
tgaatcggcc	aacgcgcggg	gagagggcgt	ttgcgtattg	ggcgctcttc	cgcttcctcg	5940
ctcaactgact	cgctgcgctc	ggctgctcgg	ctgcggcgag	cggtatcagc	tcaactcaaag	6000
gcggtataac	ggttatccac	agaatcaggg	gataacgcag	gaaagaacat	gtgagcaaaa	6060
ggccagcaaa	aggccaggaa	ccgtaaaaag	gccgcgttgc	tggcgttttt	ccataggctc	6120
cgccccctg	acgagcatca	caaaaatcga	cgctcaagtc	agaggtggcg	aaaccggaca	6180
ggactataaa	gataaccaggc	gtttccccct	ggaagctccc	tcgtgcgctc	tcctgttccg	6240
accctgccc	ttaccggata	cctgtccgcc	tttctccctt	cggaagcgt	ggcgctttct	6300
catagctcac	gctgtaggta	tctcagttcg	gtgtaggctg	ttcgctocaa	gctgggctgt	6360
gtgcaacgaac	cccccgttca	gcccagaccg	tgccgcttat	ccggtaaacta	tcgtcttgag	6420
tccaaccggg	taagacacga	cttatcgcca	ctggcagcag	ccactggtaa	caggattagc	6480
agagcgagg	atgtaggcgg	tgctacagag	ttcttgaagt	ggtggcctaa	ctacggctac	6540
actagaagaa	cagtatattg	tatctgcgct	ctgctgaagc	cagttacctt	cggaaaaaga	6600
gttggtagct	cttgatccgg	caaacaaacc	accgctggta	gcgggtggtt	ttttgtttgc	6660

-continued

---

aagcagcaga ttacgcgcag aaaaaaagga tctcaagaag atcctttgat cttttctacg	6720
gggtctgacg ctacgtggaa cgaaaactca cgtaagggga ttttggtcat gagattatca	6780
aaaaggatct tcacctagat ccttttgatc cggaattaat tcctgtgggtt ggcatgcaca	6840
tacaaatgga cgaacgata aaccttttca cgccctttta aatatccgat tattctaata	6900
aacgctcttt tctcttaggt ttaccgcaca atatatcctg tcaaacactg atagtttaaa	6960
ctgaaggcgg gaaacgaca tctgatcatg agcggagaat taagggagtc acgttatgac	7020
ccccgccgat gacgcgggac aagccgtttt acgtttggaa ctgacagaac cgcaacgctg	7080
caggaattgg ccgcagcggc catttaaatc aattggggcg gtacgtagca ctagtgcgcg	7140
atcgcttaat taagcggcgc gcctaaagct tctggcagac aaagtggcag acatactgtc	7200
ccacaaatga agatggaatc tgtaaaagaa aacgcgtgaa ataatgcgtc tgacaaaggt	7260
taggtcggct gcctttaatc aatacctaac tggccctac cacgatggaa aaactgtgca	7320
gtcggtttgg ctttttctga cgaacaaata agattcgtgg ccgacaggtg ggggtccacc	7380
atgtgaaggc atcttcagac tccaataatg gagcaatgac gtaagggtt acgaaataag	7440
taagggtagt ttgggaaatg tccactcacc cgtcagtcta taaatactta gccctccct	7500
cattgttaag ggagcaagga tccaccggtc gccaccatgg ccctgtocaa caagttcatc	7560
ggcgacgaca tgaagatgac ctaccacatg gacggctgcg tgaacggcca ctacttcacc	7620
gtgaaggcgg agggcagcgg caagccctac gagggcaccc agacctccac cttcaaggtg	7680
accatggcca acggcggccc cctggccttc tccttogaca tcctgtocac cgtgttcatg	7740
tacggcaacc gctgcttcc cgcctacccc accagcatgc ccgactactt caagcaggcc	7800
ttccccgacg gcatgtccta cgagagaacc ttcacctacg aggacggcgg cgtggccacc	7860
gccagctggg agatcagcct gaagggcaac tgcttcgagc acaagtccac cttccacggc	7920
gtgaacttcc ccgccagcgg ccccgatgat gccaaagaaga ccaccggctg ggaccctcc	7980
ttcgagaaga tgaccgtgtg cgacggcatc ttgaagggcg acgtgaccgc cttcctgatg	8040
ctgcagggcg gcggcaacta cagatgccag ttccacacct cctacaagac caagaagccc	8100
gtgaccatgc cccccacca cgtgggtggg caccgcatcg ccagaaccga cctggacaag	8160
ggcgcaaca gcgtgcagct gaccgagcac gccgtggccc acatcacctc cgtggtgccc	8220
ttctgagagc tctagatccc cgaatttccc cgatcgttca aacatttggc aataaagttt	8280
cttaagattg aatcctgttg ccggtcttg gatgattatc atataattc tgttgaatta	8340
cgtaagcat gtaataatta acatgtaatg catgacgtta tttatgagat gggttttat	8400
gattagatgc ccgcaattat acatttaata cgcgatagaa aacaaaatat agcgcgcaaa	8460
ctaggataaa ttatcgcgcg cgggtgcatc tatgttacta gatcgggaat tgggtaccga	8520
attcactggc cgtcgtttta caacgtcgtg actgggaaaa cctggcgtt acccaactta	8580
atcgccctgc agcacatccc cctttcgcca gctggcgtaa tagcgaagag gcccgaccg	8640
atcgcccttc ccaacagttg cgcagcctga atggcgaatg gcgcctgatg cgttattttc	8700
tccttacgca tctgtgcggt atttcacacc gcatatggtg cactctcagt acaatctgct	8760
ctgatgccgc atagttaagc cagccccgac acccgccaac acccgctgac gcgccctgac	8820
gggcttgtct gctccccgca tccgcttaca gacaagctgt gaccgtctcc gggagctgca	8880
tggtgcagag gttttcaccg tcatcacgga aacgcgcgag acgaaagggc ctcgtgatac	8940

-continued

---

```

gcctatTTTT ataggTtaat gTcatgataa taatggTttc ttagacgtca ggtggcactt 9000
ttcggggaaa tgtgcgcgga acccctatTT gtttattTTT ctaaatacat tcaaataTgt 9060
atccgctcat gagacaataa ccctgataaa tgcttcaatg gcgcgcoggt accagcttgc 9120
atgcctgcag gtcgactcta gaggatcctg gcagacaaaag tggcagacat actgtcccac 9180
aaatgaagat ggaatctgta aaagaaaacg cgtgaaataa tgcgctctgac aaaggTtagg 9240
tcggctgcct ttaatcaata ccaagtggt ccctaccacg atggaaaaac tgtgcagtcg 9300
gtttggcttt ttctgacgaa caaataagat tcgtggccga caggTggggg tccaccatgt 9360
gaaggcatct tcagactcca ataatggagc aatgacgtaa gggcttacga aataagtaag 9420
ggtagtttgg gaaatgtcca ctccccgc agtctataaa tacttagccc ctccctcatt 9480
gttaaggag caaaatctca gagagatagt cctagagaga gaaagagagc aagtagccta 9540
gaagta 9546

```

```

<210> SEQ ID NO 3
<211> LENGTH: 10604
<212> TYPE: DNA
<213> ORGANISM: Artificial
<220> FEATURE:
<223> OTHER INFORMATION: pBSC11234

```

```

<400> SEQUENCE: 3
cgcgccataa gcttgcatgc ctgcaggtcg actctagagg atcctggcag acaaagtggc 60
agacatactg tcccacaaat gaagatggaa tctgtaaaag aaaacgcgtg aaataatgcg 120
tctgacaaaag gttaggtcgg ctgcctttaa tcaataccaa agtggtcocct accacgatgg 180
aaaaactgtg cagtcgggtt ggctttttct gacgaacaaa taagattcgt ggccgacagg 240
tgggggtcca ccatgtgaag gcatcttcag actccaataa tggagcaatg acgtaagggc 300
ttacgaaata agtaagggta gtttgggaaa tgtccactca cccgtcagtc tataaatact 360
tagccctcc ctcatgtta agggagcaaa atctcagaga gatagtccca gagagagaaa 420
gagagcaagt agcctagaag taggatcccc gatcatgcaa aaactcatta actcagtgca 480
aaactatgcc tggggcagca aaacggcggt gactgaactt tatggtatgg aaaatccgtc 540
cagccagccg atggccgagc tgtggatggg cgcacatccg aaaagcagtt cacgagtgca 600
gaatgccgcc ggagatatcg tttcactcgg tgatgtgatt gagagtgata aatcgactct 660
gctcggagag gccgttgcca aacgctttgg cgaactgcct ttctgttca aagtattatg 720
cgcagcacag cactctcca ttcaggttca tccaaacaaa cacaattctg aaatcggttt 780
tgccaaagaa aatgccgcag gtatcccgat ggatgccgcc gagcgtaact ataaagatcc 840
taaccacaag ccggagctgg tttttgcgct gacgcctttc cttgcgatga acgogtttcg 900
tgaattttcc gagattgtct ccctactcca gccggtcgca ggtgcacatc cggcgattgc 960
tcacttttta caacagcctg atgccgaacg ttttaagcga ctgttcgcca gcctgttgaa 1020
tatgcaggtg gaagaaaaat cccgcgcgct ggcgatttta aaatcggcc tcgatagcca 1080
gcagggtgaa ccgtggcaaa cgattcgttt aatttctgaa ttttaccgg aagacagcgg 1140
tctgttctcc ccgctattgc tgaatgtggt gaaattgaac cctggcgaag cgatgttct 1200
gttcgctgaa acaccgcag cttacctgca aggcgtggcg ctggaagtga tggcaaacctc 1260
cgataacgtg ctgcgtcggg gtctgacgcc taaatacatt gatattccgg aactggttgc 1320

```

-continued

---

caatgtgaaa	ttcgaagcca	aaccggctaa	ccagttgttg	accagccgg	tgaacaagg	1380
tgcaagaactg	gacttcccga	ttccagtgga	tgattttgcc	ttctcgotgc	atgaccttag	1440
tgataaagaa	accaccatta	gccagcagag	tgcccatt	ttgttctgcg	tcgaaggcga	1500
tgcaacgttg	tgaaaaggtt	ctcagcagtt	acagcttaa	ccgggtgaat	cagcgtttat	1560
tgccgccaac	gaatcaccgg	tgactgtcaa	aggccacggc	cgtttagcgc	gtgtttacia	1620
caagctgtaa	gagcttactg	aaaaaattaa	catctcttgc	taagctggga	gctctagatc	1680
cccgaatttc	cccgatcggt	caaacatttg	gcaataaagt	ttcttaagat	tgaatcctgt	1740
tgccggtctt	gcatgatta	tcatataatt	tctgttgaat	tacgttaagc	atgtaataat	1800
taacatgtaa	tgcatgagct	tatttatgag	atgggttttt	atgattagag	tcccgcaatt	1860
atacatttaa	tacgcgatag	aaaacaaaat	atagcgcgca	aactaggata	aattatcgcg	1920
cgcggtgtca	tctatgttac	tagatcggga	attgggtacc	atgcccgggc	ggccagcatg	1980
gccgatccg	caatgtgta	ttaagttgtc	taagcgtcaa	ttgttttaca	ccacaatata	2040
tctgccacc	agccagccaa	cagctccccg	accggcagct	cggcacaaaa	tcaccactcg	2100
atacaggcag	cccatcagaa	ttaattctca	tgtttgacag	cttatcatcg	actgcacggg	2160
gcaccaatgc	ttctggcgtc	aggcagccat	cggaagctgt	ggtatggctg	tgacagctgt	2220
aaatcactgc	ataattcgtg	tcgctcaagg	cgcaactccg	ttctggataa	tgttttttgc	2280
gccgacatca	taacggttct	ggcaaatatt	ctgaaatgag	ctgttgacaa	ttaatcatcc	2340
ggctcgtata	atgtgtggaa	ttgtgagcgg	ataacaattt	cacacaggaa	acagaccatg	2400
agggaaagcgt	tgatcggcga	agtatcgact	caactatcag	aggtagttgg	cgatcatcag	2460
cgccatctcg	aaccgacggt	gctggccgta	catttgtagc	gctccgcagt	ggatggcggc	2520
ctgaagccac	acagtgatat	tgatttgctg	gttacgggtga	ccgtaaggct	tgatgaaaca	2580
acgcggcgag	ctttgatcaa	cgaccttttg	gaaacttcgg	cttcccctgg	agagagcag	2640
attctccgcg	ctgtagaagt	caccattggt	gtgcacgacg	acatcattcc	gtggcgttat	2700
ccagctaagc	gcgaactgca	atltggagaa	tgccagcgc	atgacattct	tgacaggtatc	2760
ttcgagccag	ccacgatcga	catgatctcg	gctatcttgc	tgacaaaagc	aagagaacat	2820
agcgttgcc	tggtaggtcc	agcggcggag	gaactctttg	atccggttcc	tgaacaggat	2880
ctatltgag	cgctaaatga	aaccttaacg	ctatggaaat	cgccgcccga	ctgggctggc	2940
gatgagcgaa	atgtagtgtc	tacgttgc	cgcatltgg	acagcgcagt	aaccggcaaa	3000
atcgcccgca	aggatgtcgc	tgccgactgg	gcaatggagc	gcctgcggc	ccagtatcag	3060
cccgcatac	ttgaagctag	gcaggcttat	cttgacaag	aagatcgctt	ggcctcgcgc	3120
gcagatcag	tggaagaatt	tgttcactac	gtgaaaggcg	agatcaccaa	agtagtcggc	3180
aaataaagct	ctagtggatc	tccgtacccc	cgggggatct	ggctcgcggc	ggacgcacga	3240
cgccggggcg	agaccatag	cgatctccta	aatcaatagt	agctgtaacc	tcgaagcggt	3300
tcacttgtaa	caacgattga	gaatltttgt	cataaaattg	aaatacttg	ttcgcatltt	3360
tgatcatccg	ggtcagccgc	aattctgacg	aactgccat	ttagctggag	atgattgtac	3420
atccttcacg	tgaatlttc	tcaagcgc	tgaacaagg	ttcagatltt	agattgaaag	3480
gtgagccgtt	gaaacacggt	cttctgtc	atgacgacgt	cgctatgcg	catcttatta	3540
ttgaatacct	tacgatccac	gccttcaaag	tgaccgcggt	agccgacagc	accagttca	3600

-continued

---

caagagtact	ctcttccgcg	acggtcgatg	tcgtggttgt	tgatctaaat	ttaggtcgtg	3660
aagatgggct	cgagatcgtt	cgtaatctgg	cggcaaagtc	tgatattcca	atcataatta	3720
tcagtggcga	ccgccttgag	gagacggata	aagttgttgc	actcgagcta	ggagcaagtg	3780
atztatcgc	taagccgttc	agtatcagag	agtttctagc	acgcattcgg	gttgccttgc	3840
gcgtgcgcc	caacgttgtc	cgctccaaag	accgacggtc	tttttgttt	actgactgga	3900
cacttaatct	caggcaacgt	cgcttgatgt	ccgaagctgg	cggtgaggtg	aaacttacgg	3960
caggtgagtt	caatcttctc	ctcgcgtttt	tagagaaacc	ccgcgacgtt	ctatcgcgcg	4020
agcaacttct	cattgccagt	cgagtacgcg	acgaggaggt	ttatgacagg	agtatagatg	4080
ttctcatttt	gaggctcgcg	cgaaacttg	aggcagatcc	gtcaagccct	caactgataa	4140
aaacagcaag	aggtgccggt	tatttctttg	acgcggacgt	gcaggtttcg	cacgggggga	4200
cgatggcagc	ctgagccaat	tcccagatcc	ccgaggaatc	ggcgtgagcg	gtcgcxaaacc	4260
atccggcccc	gtacaaatcg	gcgcggcgct	gggtgatgac	ctgggtggaga	agttgaaggc	4320
cgcgcaggcc	gcccagcggc	aacgcacgca	ggcagaagca	cgccccggtg	aatcgtggca	4380
agcggccgct	gatcgaatcc	gcaaagaatc	ccggcaaccg	ccggcagccg	gtgcgcccgtc	4440
gattaggaag	ccgccaag	gcgacgagca	accagatttt	ttcgttccga	tgctctatga	4500
cgtgggcacc	cgcatagtc	gcagcatcat	ggacgtggcc	gttttccgtc	tgtcgaagcg	4560
tgaccgacga	gctggcgagg	tgatccgcta	cgagcttcca	gacgggcacg	tagaggtttc	4620
cgcagggccg	gcccggcatg	ccagtgtgtg	ggattacgac	ctggtactga	tggcggtttc	4680
ccatctaacc	gaatccatga	accgataccg	ggaaggggaag	ggagacaagc	ccggcccgct	4740
gttccgtcca	cacgttgcgg	acgtactcaa	gttctgccgg	cgagccgatg	gcgaaagca	4800
gaaagacgac	ctggtagaaa	cctgcattcg	gttaaaccacc	acgcacgttg	ccatgcagcg	4860
tacgaagaag	gccaagaacg	gcccgcctgt	gacggtatcc	gaggtggaag	ccttgattag	4920
ccgtacaag	atcgtaaaga	gcgaaaccgg	gcggccggag	tacatcgaga	tcgagctagc	4980
tgattggatg	taccgcgaga	tcacagaagg	caagaaccgg	gacgtgctga	cgttcaacc	5040
cgattacttt	ttgatcgate	ccggcatcgg	ccgttttctc	taccgcctgg	cacgccgcgc	5100
cgcaggcaag	gcagaagcca	gatggttgtt	caagacgato	tacgaacgca	gtggcagcgc	5160
cggagagttc	aagaagtctt	gtttcaccgt	gcgcaagctg	atcgggtcaa	atgacctgcc	5220
ggagtacgat	ttgaaggagg	aggcggggca	ggctggcccg	atcctagtca	tcgcctaacc	5280
caacctgatc	gagggcgaag	catccgccgg	ttcctaattg	acggagcaga	tgctagggca	5340
aattgcccta	gcaggggaaa	aaggtcgaaa	aggtctcttt	cctgtggata	gcacgtacat	5400
tgggaaccca	aagccgtaca	ttgggaaccg	gaacccttac	attgggaacc	caaagccgta	5460
cattgggaac	cggtcacaca	tgtaagtgac	tgatataaaa	gagaaaaaag	gcgatttttc	5520
cgcctaaaac	tctttaaaac	ttattaaaac	tctttaaacc	cgcctggcct	gtgcataact	5580
gtctggccag	cgcacagccg	aagagctgca	aaaagcgctt	acccttcggt	cgtgcgctc	5640
cctacgcccc	gccgcttcgc	gtcggcctat	cgcgccgctt	ggccgctcaa	aatggctgg	5700
cctacggcca	ggcaatctac	cagggcgcgg	acaagcccg	ccgtcgccac	tcgaccgccg	5760
gcgctgaggt	ctgcctcgtg	aagaaggtgt	tgctgactca	taccaggcct	gaatcgcccc	5820
atcatccagc	cagaaaagtg	gggagccacg	gttgatgaga	gctttgttgt	aggtggacca	5880

-continued

---

gttggtgatt ttgaactttt gctttgccac ggaacggtct gcgttgtcgg gaagatgcgt	5940
gatctgatcc ttcaactcag caaaagtctg atttattcaa caaagccgcc gtcccgtcaa	6000
gtcagcgtaa tgctctgccca gtgttacaac caattaacca attctgatta gaaaaactca	6060
tcgagcatca aatgaaactg caattttattc atatcaggat tatcaatacc atatttttga	6120
aaaagccgtt tctgtaatga aggagaaaac tcaccgaggc agttccatag gatggcaaga	6180
tcctggatc ggtctgcgat tccgactcgt ccaacatcaa tacaacctat taatttcccc	6240
tcgtcaaaaa taaggttattc aagtgagaaa tcacatgag tgacgactga atccggtgag	6300
aatggcaaaa gctctgcatt aatgaatcgg ccaacgcgcg gggagaggcg gtttgctat	6360
tgggcgctct tccgcttctc cgctcactga ctgctgcgc tcggtcgttc ggctgcggcg	6420
agcggtatca gctcactcaa aggcggtaat acggttatcc acagaatcag gggataacgc	6480
aggaaagaac atgtgagcaa aaggccagca aaaggccagg aaccgtaaaa aggcccgctt	6540
gctggcgttt ttccatagcc tccgcccccc tgacgagcat cacaaaaatc gacgctcaag	6600
tcagaggtgg cgaaacccga caggactata aagataccag gcgtttcccc ctggaagctc	6660
cctcgtgcgc tctcctgttc cgaccctgcc gcttaccgga tacctgtccg cctttctccc	6720
ttcgggaagc gtggcgcttt ctcatagctc acgctgtagg tatctcagtt cgggtgtagg	6780
cgttcgtccc aagctgggct gtgtgcacga acccccgtt cagcccagcc gctgcgcctt	6840
atccggtaac tatcgtcttg agtccaaccc ggtaagacac gacttatcgc cactggcagc	6900
agccactggt aacaggatta gcagagcgag gtatgtaggc ggtgctacag agttctttaa	6960
gtggtggcct aactacggct aactagaag aacagtattt ggtatctgag ctctgctgaa	7020
gccagttacc ttcgaaaaa gagtggtag ctcttgatcc ggcaaaaaa ccaccgctgg	7080
tagcgggtgt tttttgttt gcaagcagca gattacgcgc agaaaaaag gatctcaaga	7140
agatcctttg atcttttcta cggggcttga cgctcagtg aacgaaaact caggttaagg	7200
gattttgttc atgagattat caaaaaggat cttcacctag atccttttga tccggaatta	7260
attcctgtgg ttggcatgca catacaaatg gacgaacgga taaacctttt cagccctttt	7320
taaatatccg attattctaa taaacgctct tttctottag gtttaccgc caatatatcc	7380
tgtcaaacac tgatagttaa aactgaagcc gggaaacgac aatctgatca tgagcggaga	7440
attaaggtag tcacgttatg acccccgcgg atgacgcggg acaagccgtt ttacgtttg	7500
aactgacaga accgcaacgc tgcaggaatt ggccgcagcg gccatttaa tcaattgggc	7560
gcgtacgtag cactagtgcg cgatcgctta attaagcggc gcgcctgcag gcggccgcac	7620
aattattata tcaaaatggc aaaaactttt aatacgtatt atttaagaaa aaaatatgta	7680
ataatatatt tatattttta tatctattct tatgtatttt ttaaaaatct attatatatt	7740
gatcaactaa aatattttta tatctacact tattttgcat ttttatcaat tttottgct	7800
tttttgcat atttaataat gactattcct taataatcga tcattattct tacatggtac	7860
atattgttgg aaccatagca agtgtccatt gcatttgact atgtggatag tgttttgatc	7920
caggcctcca tttgccgctt attaattaat ttggtaacag tccgtactaa tcagttactt	7980
atccttcctc catcataatt aatcttggtg gtctcgaatg ccacaacact gactagtctc	8040
ttggatcata agaaaaagcc aaggaacaaa agaagacaaa acacaatggg agtatccttt	8100
gcatagcaat gtctaagttc ataaaaattc aacaaaaacg caatcacaca cagtggacat	8160

-continued

---

cacttatcca	ctagctgac	aggatcgccg	cgtcaagaaa	aaaaaactgg	accccaaaag	8220
ccatgcacaa	caacacgtac	tcacaaaggt	gtcaatcgag	cagcccaaaa	cattcaccaa	8280
ctcaacccat	catgagccca	cacatttggt	gtttctaacc	caacctoaaa	ctcgtattct	8340
cttccgccac	ctcatttttg	tttatttcaa	caccctgcaa	actgcatgcc	acccctgggc	8400
caaatgtcca	tgcatgttaa	caagacctat	gactataaat	atctgcaatc	tcggcccagg	8460
ttttcatcat	caagaaccag	ttcaatatcc	tagtacaccg	tattaaagaa	tttaagatat	8520
actccaccgg	atccaccatg	gccaaagctag	ttttttccct	ttgttttctg	cttttcagtg	8580
gctgctgctt	cgctgagatt	ttcggcaaga	ccttcgcgca	gggcccgttc	gtgctcaagg	8640
agaagaactt	caccgtggag	ttcgcctgga	agaagatcca	cctcggctgg	aagatatcgg	8700
gccgcgtgaa	gggctcgccg	ggccgcctcg	aggtgctccg	caccaaggcc	ccggagaagg	8760
tgctcgtgaa	caactggcag	tcctggggcc	cgtgcccgtg	ggtggacgcc	ttctccttca	8820
agccgccgga	gatgcacccg	aactggcgct	acaccgcata	cgtggtgccg	gacgtgctcg	8880
agcgcaacct	gcagtccgac	tacttcgtgg	ccgaggaggg	caaggtgtac	ggcttcctct	8940
cctccaagat	cgcccacccg	ttcttcgcgg	tggaggacgg	cgagctggty	gcctacctcg	9000
agtacttcga	cgtggagttc	gacgacttcg	tgccgctgga	gccgctcgtg	gtgctcgagg	9060
acccgaacac	cccgtcctc	ctcgagaagt	acgccgagct	ggtgggcatg	gagaacaacg	9120
cccgggtgcc	gaagcacacg	ccgaccggct	ggtgctcctg	gtatcactac	ttcctcgacc	9180
tcacctggga	ggagaccctc	aagaacctca	agctcgccaa	gaacttoccg	ttcgaggtgt	9240
tccagatcga	cgacgcctac	gagaaggaca	tcggcgactg	gctcgtgacc	cgcggcgact	9300
tcccgtcctg	ggaggagatg	gccaaaggtg	tcgccgagaa	cggttcatac	cccggcatct	9360
ggaccgcccc	gttctcctg	tcgagacta	gtgacgtgtt	caacgagcac	ccggactggg	9420
tggtgaagga	gaacggcgag	ccgaagatgg	cctaccgcaa	ctggaacaag	aagatttacg	9480
ccctcgacct	ctccaaggac	gaggtgctca	actggctctt	cgacctcttc	tcctccctcc	9540
gcaagatggg	ctaccgctac	ttcaagatcg	acttcctctt	cgccggcgcc	gtgccggggg	9600
agcgcaagaa	gaacatcacc	ccgatccagg	ccttcgcgaa	gggcatcgag	accatccgca	9660
aggccgtggg	ggaggactcc	ttcatcctcg	gctgcggctc	ccccctctc	ccggccgtgg	9720
gctgcgtgga	tgcatgcgc	atcgcccgg	acaccgcccc	gttctgggga	gagcacatcg	9780
aggacaacgg	cgccccggcg	gcccgtggg	ccctccgcaa	cgccatcacc	cgctacttca	9840
tgcacgaccg	cttctggctc	aacgaccgg	actgcctcat	cctccgagag	gagaagaccg	9900
acctcaccca	gaaggagaag	gagctgtact	cctacacctg	cgccgttcta	gacaacatga	9960
tcacogagtc	cgacgacctc	tcctcgtg	gcgaccacgg	caagaaggtg	ctcaaggaga	10020
ccctcgagct	gctcgggggc	aggccgcg	tgacagaacat	catgtccgag	gacctccgct	10080
acgagatcgt	gtcctcgggc	accctctccg	gcaacgtgaa	gatcgtggty	gacctcaact	10140
cccgcgagta	ccacctcgag	aaggagggca	agtcctccct	caagaagcgc	gtggtgaagc	10200
gggaggacgg	caggaacttc	tacttctacg	aggagggcga	gcgcgagtga	aagcttgacg	10260
tcactagtgc	gatcgcgcta	gccatggccg	gcctaggcgc	ccgggagatc	cccgaatttc	10320
cccgatcgtt	caaacatttg	gcaataaagt	ttcttaagat	tgaatcctgt	tgccggtctt	10380
gcgatgatta	tcatataaatt	tctgttgaat	tacgttaagc	atgtaataat	taacatgtaa	10440

-continued

---

tgcattgacgt tatttatgag atgggttttt atgattagag tcccgaatt atacatttaa	10500
tacgcgatag aaaacaaat atagcgcga aactaggata aattatcgcg cgcggtgtca	10560
tctatgttac tagatcggga attcctcgag tctagacctg cagg	10604

<210> SEQ ID NO 4  
 <211> LENGTH: 8757  
 <212> TYPE: DNA  
 <213> ORGANISM: Artificial  
 <220> FEATURE:  
 <223> OTHER INFORMATION: pBSC11369

<400> SEQUENCE: 4

aagcttctgg cagacaaagt ggcagacata ctgtcccaca aatgaagatg gaatctgtaa	60
aagaaaacgc gtgaaataat gcgtctgaca aaggtaggt cggctgcctt taatcaatac	120
caaagtggtc cctaccacga tggaaaaact gtgcagtcgg tttggctttt tctgacgaac	180
aaataagatt cgtggccgac aggtgggggt ccaccatgtg aaggcatctt cagactccaa	240
taatggagca atgacgtaag ggcttacgaa ataagtaagg gtagtttggg aaatgtccac	300
tcaccctgca gtctataaat acttagcccc tccctcattg ttaagggagc aaggatccac	360
cggctgcccac catggcccag tccaagcacg gcctgaccaa ggagatgacc atgaagtacc	420
gcatggaggg ctgctgggac ggcacacaagt tcgtgatcac cggcgagggc atcggctacc	480
ccttcaaggg caagcaggcc atcaacctgt gcgtggtgga gggcgcccc ttgcccttcg	540
ccgaggacat cttgtccgcc gccttcatgt acggcaaccg cgtgttcacc gactaccccc	600
aggacatcgt cgactacttc aagaactcct gccccgccgg ctacacctgg gacogctoct	660
tcctgttcga ggacggcgcc gtgtgcatct gcaacgccga catcacctgt agcgtggagg	720
agaactgcat gtaccacgag tccaagttct acggcgtgaa cttccccgcc gacggccccg	780
tgatgaagaa gatgaccgac aactgggagc cctcctgcga gaagatcacc cccgtgcccc	840
agcagggcat cttgaagggc gacgtgagca tgtacctgct gctgaaggac ggtggccgct	900
tgcgctgcca gttcgacacc gtgtacaagg ccaagtccgt gccccgcaag atgcccgact	960
ggcacttcat ccagcacaag ctgaccccgag aggaccgcag cgacgccaag aaccagaagt	1020
ggcaectgac cgagcacgcc atcgcctccg gctccgcctt gccctgctct agatcccga	1080
tttccccgat cgttcaaaaa tttggcaata aagtttctta agattgaatc ctgttgccgg	1140
tcttgcatg attatcatal aatttctggt gaattacgtt aagcatgtaa taattaacat	1200
gtaatgcatg acgttattta tgagatgggt ttttatgatt agagtccgc aattatacat	1260
ttaatacgcg atagaaaaca aaatatagcg cgcaaaactag gataaattat cgcgcgcggt	1320
gtcatctatg ttactagatc gggaaattggg gaaatttacc ggtgccgaat ttccccgatc	1380
cagcttctgg cagacaaagt ggcagacata ctgtcccaca aatgaagatg gaatctgtaa	1440
aagaaaacgc gtgaaataat gcgtctgaca aaggtaggt cggctgcctt taatcaatac	1500
caaagtggtc cctaccacga tggaaaaact gtgcagtcgg tttggctttt tctgacgaac	1560
aaataagatt cgtggccgac aggtgggggt ccaccatgtg aaggcatctt cagactccaa	1620
taatggagca atgacgtaag ggcttacgaa ataagtaagg gtagtttggg aaatgtccac	1680
tcaccctgca gtctataaat acttagcccc tccctcattg ttaagggagc aaggatccat	1740
gaaaaagcct gaactcaccg cgacgtctgt cgagaagttt ctgatcgaaa agttcgacag	1800

-continued

---

cgtctccgac	ctgatgcagc	tctcggaggg	cgaagaatct	cgtgctttca	gcttcgatgt	1860
aggagggcgt	ggatatgtcc	tgogggtaaa	tagctgcgcc	gatggtttct	acaagatcg	1920
ttatgtttat	cggcactttg	catcggccgc	gctcccgatt	ccggaagtgc	ttgacattgg	1980
ggaattcagc	gagagcctga	cctattgcat	ctcccgcctg	gcacaggggtg	tcacgttgca	2040
agacctgcct	gaaaccgaac	tgcccgtctg	tctgcagccg	gtcgcggagg	ccatggatgc	2100
gatcgcctgc	gocgatctta	gccagacgag	cggttctggc	ccattcggac	cgcaaggaat	2160
cggtaataac	actacatggc	gtgatttcat	atgcgcgatt	gctgatcccc	atgtgatca	2220
ctggcaaaact	gtgatggacg	acaccgtcag	tgcgtccgtc	gcgcaggctc	tcgatgagct	2280
gatgcttttg	gccgaggact	gccccgaagt	ccggcacctc	gtgcacggcg	atctcggctc	2340
caacaatgtc	ctgacggaca	atggccgcat	aacagcggtc	attgactgga	gcgaggcgat	2400
gttcggggat	tcccatacag	aggtcgcmaa	catcttcttc	tggaggccgt	ggttgcttg	2460
tatggagcag	cagacgcgct	acttcgagcg	gaggcatccg	gagcttgacg	gatcgcggcg	2520
gctccggggc	tatatgctcc	gcattgtctc	tgaccaactc	tatcagagct	tggttgaocg	2580
caatttcgat	gatgcagctt	gggcgcaggg	tcgatgcgac	gcaatcgtcc	gatccggagc	2640
cgggactgtc	gggcgtacac	aaatcgcgcc	cagaagcgcg	gocgtctgga	ccgatggctg	2700
tgtagaagta	ctcgcggata	gtggaaaccg	acgccccagc	actcgtccga	gggcaaagga	2760
atagggatcc	ccogaatttc	ccgatcgttt	caaacatttg	gcaataaagt	ttcttaagat	2820
tgaatcctgt	tgccgtctct	gcgatgatta	tcatataatt	tctggtgaat	tacgttaagc	2880
atgtaataat	taacatgtaa	tgcatgacgt	tatttatgag	atgggttttt	atgattagag	2940
tcccgcgaatt	atacatttaa	tacgcgatag	aaaacaaaat	atagcgcgca	aactaggata	3000
aattatcgcg	cgcgggtgca	tctatgttac	tagatcggga	attagcggcc	cgaattcact	3060
ggccgtcgtt	ttacaacgct	gtgactggga	aaacctggc	gttacccaac	ttaatcgctt	3120
tgacgcacat	ccccctttcg	ccagggggcg	ccagcatggc	cgtatccgca	atgtgttatt	3180
aagttgtcta	agcgtcaatt	tgtttacacc	acaatataat	ctgccaccag	ccagccaaca	3240
gctccccgac	cggcagctcg	gcacaaaatc	accactcgat	acaggcagcc	catcagaatt	3300
aattctcatg	tttgacagct	tatcatcgac	tgacaggtgc	accaatgctt	ctggcgtcag	3360
gcagccatcg	gaagctgtgg	tatggctgtg	caggtcgtaa	atcactgcat	aattcgtgtc	3420
gctcaaggcg	cactcccgtt	ctggataatg	ttttttgcgc	cgacatcata	acggttcttg	3480
caaatattct	gaaatgagct	gttgacaatt	aatcatccgg	ctcgtataat	gtgtggaatt	3540
gtgagcggat	aacaatttca	cacaggaaac	agaccatgag	ggaagcgttg	atcgccgaag	3600
tatcgactca	actatcagag	gtagttggcg	tcactcgagc	ccatctcgaa	ccgacgttgc	3660
tggccgtaca	tttgtagcgc	tcgcagtggt	atggcggcct	gaagccacac	agtgatattg	3720
atctgtctgt	tacggtgacc	gtaaggcttg	atgaaacaac	gcggcgagct	ttgatcaacg	3780
accttttggg	aacttcggct	tcacctggag	agagcgagat	tctccgcgct	gtagaagtca	3840
ccattgttgt	gcacgacgac	atcattccgt	ggcgttatcc	agctaagcgc	gaactgcaat	3900
ttggagaatg	gcagcgaat	gacattcttg	caggtatctt	cgagccagcc	acgatcgaca	3960
ttgatctggc	tatcttgctg	acaaaagcaa	gagaacatag	cgttgccctg	gtaggtccag	4020
cggcggagga	actctttgat	ccggttctcg	aacaggatct	atctgaggcg	ctaaatgaaa	4080

-continued

---

ccttaacgct atggaactcg ccgcccact gggctggcga tgagcgaat gtagtgctta	4140
cgttgtcccg catttggtac agcgcagtaa ccggcaaaat cgcgcgaag gatgtcgtg	4200
ccgactgggc aatggagcgc ctgcccggcc agtatoagcc cgtcactactt gaagctaggc	4260
aggcttatct tggacaagaa gatcgcttgg cctcgcgcgc agatcagttg gaagaatttg	4320
ttcactacgt gaaagcgcag atcaccaaag tagtcggcaa ataaagctct agtggatctc	4380
cgtacccggg gatctggctc gcggcggacg cacgacgccg gggcgagacc ataggcgatc	4440
tcctaaatca atagtagctg taacctcgaa gcgtttcact tgtaacaacg attgagaatt	4500
tttgcataa aattgaata cttggttcgc atttttgtca tccgcggta gccgcaattc	4560
tgacgaactg cccatttagc tggagatgat tgtacatcct tcacgtgaaa atttctcaag	4620
cgctgtgaac aagggtcag attttagatt gaaaggtag ccgttgaaac acgttcttct	4680
tgctgatgac gacgtcgcta tgcggcatct tattattgaa taccttacga tccacgcctt	4740
caaagtgacc gcggtagccg acagcaccca gttcacaaga gtactctctt ccgcgacggt	4800
cgatgtcgtg gttggtgatc tagatthagc tcgtgaagat gggctcgaga tcgttcgtaa	4860
tctggcggca aagtctgata ttccaatcat aattatcagt ggcgaccgcc ttgagagac	4920
ggataaagtt gttgactcgc agctaggagc aagtgatttt atcgctaagc cgttcagtat	4980
cagagagttt ctagcacgca ttcgggttgc cttgcgcgtg cgcaccaacg ttgtccgctc	5040
caaagaccga cggctctttt gttttactga ctggacactt aatctcaggc aacgtcgtt	5100
gatgtccgaa gctggcgggt aggtgaaact tacggcaggt gagttcaatc ttctcctcgc	5160
gtttttagag aaaccccgcg acgttctatc gcgcgagcaa cttctcattg ccagtcgagt	5220
acgcgacgag gaggtttatg acaggagtat agatgttctc attttgaggc tgcgccgcaa	5280
acttgaggca gatccgtcaa gcctcaact gataaaaaca gcaagaggty ccggttattt	5340
ctttgacgcg gacgtgcagg tttcgcacgg ggggacgatg gcagcctgag ccaattcca	5400
gatccccgag gaatcggcgt gagcggctgc aaaccatccg gcccggtaca aatcggcgcg	5460
gcgctgggtg atgacctggt ggagaagttg aaggccgcgc aggccgcca gcggcaacgc	5520
atcgaggcag aagcacgccc cggatgaatc tggcaagcgg ccgctgatc aatccgaaa	5580
gaatcccgcg aaccgcggc agccggctgc ccgtcgatta ggaagccgcc caaggcgcgac	5640
gagcaaccag atttttctgt tccgatgctc tatgacgtgg gcaccgcga tagtcgcagc	5700
atcatggacg tggccgtttt ccgtctgtc aagcgtgacc gacgagctgg cgaggtgatc	5760
cgctacgagc ttccagacgg gcacgtagag gtttccgag gcccggccg catggccagt	5820
gtgtgggatt acgacctggt actgatggcg gtttccatc taaccgaatc catgaaccga	5880
taccgggaag ggaagggaga caagcccgcg cgcgtgttcc gttcacacgt tgcggacgta	5940
ctcaagttct gccggcgcgc cgatggcggc aagcagaaag acgacctggt agaacctgc	6000
attcggtaa acaccacgca cgttgccatg cagcgtacga agaaggcaa gaacggccgc	6060
ctggtgacgg tatccgaggg tgaagccttg attagccgct acaagatcgt aaagagcgaa	6120
accggggcgc cggagtacat cgagatcgag ctagctgatt ggatgtaccg cgagatcaca	6180
gaaggcaaga acccggacgt gctgacggtt caccocgatt actttttgat cgatcccggc	6240
atcggccgtt ttctctaccg cctggcacgc cgcgccgag gcaaggcaga agccagatgg	6300
ttgttcaaga cgatctacga acgcagtggc agcccgag agttcaagaa gttctgtttc	6360

-continued

---

accgtgcgca agctgatcgg gtcaaatgac ctgccggagt acgatttga ggaggaggcg	6420
gggcaggctg gcccgatcct agtcatgcgc taccgcaacc tgatcgaggg cgaagcatcc	6480
gccggttcct aatgtacgga gcagatgcta gggcaaattg ccctagcagg gaaaaaagg	6540
cgaaaaggtc tctttcctgt ggatagcacg tacattggga acccaaagcc gtacattggg	6600
aaccggaacc cgtacattgg gaacccaaag ccgtacattg ggaaccggtc acacatgtaa	6660
gtgactgata taaaagagaa aaaaggcgat tttccgcct aaaactcttt aaaacttatt	6720
aaaactctta aaaccgcct ggctgtgca taactgtctg gccagcgcac agcgaagag	6780
ctgaaaaag cgctaccct tcggtcgtg cgctccctac gcccgcgcg ttcgctcgg	6840
cctatcgcg ccgctggcc ctcaaaaatg gctggcctac ggccaggcaa tctaccaggg	6900
cgcgacaag ccgcgccgtc gccactcgac cgccggcgct gaggctgccc tcgtgaagaa	6960
ggtgttgctg actcatacca ggctgaatc gccccatcat ccagccagaa agtgaggag	7020
ccacggttga tgagagcttt gttgtaggg gaccagttg tgattttgaa cttttgcttt	7080
gccacggaac ggtctcgtt gtccggaaga tgcgtgatct gatccttcaa ctacgaaaa	7140
gttcgattta ttcaaaaaag ccgccgtccc gtcaagtcag cgtaatgctc tgccagtgtt	7200
acaaccaatt aaccaattct gattagaaaa actcatcgag catcaaatga aactgcaatt	7260
tattcatatc aggattatca ataccatatt tttgaaaaag ccgtttctgt aatgaaggag	7320
aaaactcacc gaggcagttc cataggatgg caagatcctg gtatcggctc gcgattccga	7380
ctcgtccaac atcaatacaa cctattaatt tcccctcgtc aaaaataag ttatcaagt	7440
agaaatcacc atgagtgacg actgaatccg gtgagaatgg caaaagctct gcattaatga	7500
atcgccaac gcgcggggag aggcggtttg cgtattgggc gctcttcgc ttcctcgtc	7560
actgactcgc tgcgctcggc cgttcggctg cggcgagcgg tatcagctca ctcaaaggcg	7620
gtaatacggc tatccacaga atcaggggat aacgcaggaa agaacatgtg agcaaaaggc	7680
cagcaaaagg ccaggaaccg taaaaaggcc gcgttgctgg cgtttttcca taggctccgc	7740
ccccctgacg agcatcacia aaatcgacgc tcaagtcaga ggtggcgaaa cccgacagga	7800
ctataaagat accaggcgtt tcccctgga agctccctcg tgcgctctcc tgttccgacc	7860
ctgccgctta ccggatacct gtccgccttt ctccctcgg gaagcgtggc gctttctcat	7920
agctcacgct gtaggtatct cagttcggg taggtcgttc gctccaagct gggctgtgtg	7980
cacgaacccc ccgttcagc cgaccgctgc gccttatccg gtaactatcg tcttgagtcc	8040
aaccggtaa gacacgactt atcgccactg gcagcagcca ctggtaacag gattagcaga	8100
gcgaggtatg taggcggtgc tacagagttc ttgaagtggg ggcctaacta cggctacact	8160
agaagaacag tatttggtat ctgctcctg ctgaagccag ttacctcgg aaaaagagtt	8220
ggtagctctt gatccggcaa acaaacacc gctggtagcg gtggtttttt tgtttgcaag	8280
cagcagatta cgcgcagaaa aaaaggatct caagaagatc ctttgatctt ttctacggg	8340
tctgacgctc agtggaaacga aaactcacgt taagggattt tggatcatgag attatcaaaa	8400
aggatcttca cctagatcct tttgatccgg aattaattcc tgtggtggc atgcacatac	8460
aatggacga acggataaac cttttcacgc ctttttaaat atccgattat tctaataaac	8520
gctcttttct cttaggttta cccgcaata tatcctgtca aacactgata gtttaactg	8580
aaggcgggaa acgacaatct gatcatgagc ggagaattaa gggagtcacg ttatgacccc	8640

-continued

---

cgccgatgac gcgggacaag ccgttttacg tttggaactg acagaaccgc aacgctgcag 8700

gaattggccg cagcggccat ttaaatcaat tgggcgcgcc gaattcgagc tcggtac 8757

---

What is claimed is:

1. A method for transforming soybean cells or tissue, comprising:

(a) preparing an explant from a soybean seed by:

- (i) removing a hypocotyl from said soybean seed;
- (ii) removing one cotyledon along with its adjacent axillary bud, leaving primary leaves attached to a remaining cotyledon; and
- (iii) removing a portion of a primary leaf from said remaining cotyledon, thereby generating a primary leaf base; and

(b) co-cultivating said explant with *Agrobacterium* comprising at least one nucleic acid of interest to be incorporated into a genome of one or more soybean cells.

2. The method of claim 1, further comprising cultivating at least one formed shoot in a medium containing a selection agent.

3. The method of claim 2, wherein said at least one nucleic acid of interest comprises a selectable marker gene.

4. The method of claim 3, wherein said selectable marker gene is a phosphomannose isomerase gene.

5. The method of claim 4, wherein said selection agent is mannose.

6. The method of claim 4, wherein co-cultivation with said *Agrobacterium* is carried out in the presence of mannose.

7. The method of claim 2, further comprising inducing shoot formation from said primary leaf base.

8. The method of claim 7, wherein shoot formation is induced by culturing said primary leaf base in a medium comprising a shoot-inducing hormone.

9. The method of claim 8, wherein said shoot-inducing hormone comprises at least one of an auxin, a cytokinin, and a gibberellic acid.

10. The method of claim 9, wherein said auxin is selected from the group consisting of IAA, NAA, and IBA.

11. The method of claim 9, wherein said cytokinin is selected from the group consisting of benzylaminopurine (BAP), thidiazuron, kinetin, and isopentenyl adenine.

12. The method of claim 7, wherein induction of shoot formation comprises removing one or more of a primary meristem, a secondary meristem, and an axillary meristem attached to a cotyledon.

13. The method of claim 7, further comprising selecting a transformed shoot.

14. The method of claim 13, further comprising regenerating a selected transformed shoot into a soybean plant.

15. The method of claim 1, wherein said soybean seed is a mature seed.

16. The method of claim 1, wherein said soybean seed is an immature seed.

17. The method of claim 1, wherein said soybean seed is a germinated seed.

18. A method for producing a stably transformed soybean plant, comprising:

(a) preparing an explant from a soybean seed by:

- (i) removing a hypocotyl from said soybean seed;
- (ii) removing one cotyledon along with its adjacent axillary bud, leaving primary leaves attached to a remaining cotyledon; and
- (iii) removing a portion of each primary leaf from said remaining cotyledon, thereby generating a pair of primary leaf bases;

(b) co-cultivating said explant with *Agrobacterium* comprising a nucleic acid of interest to be incorporated into a genome of a soybean cell;

(c) inducing shoot formation from each primary leaf base;

(d) cultivating at least one formed shoot in a medium containing a selection agent;

(e) selecting a transformed shoot; and

(f) regenerating a selected transformed shoot into a soybean plant.

19. A transgenic soybean plant regenerated from soybean cells or tissue transformed according to the method of claim 1.

20. A transgenic seed produced by the transgenic plant of claim 19.

21. A transgenic soybean plant regenerated from soybean cells or tissue transformed according to the method of claim 18.

22. A transgenic seed produced by the transgenic plant of claim 21.

\* \* \* \* \*